




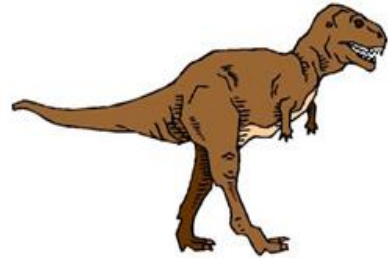
Math Book

KG1



Name: _____




Circle the red picture in each row.








Name: _____


Color each picture red.
Then draw a picture of
something else red.







Shapes and Colors Practice: Trace the circles  and color them |






Shapes and Colors: Trace the circles  and color them



YELLOW

Name: _____



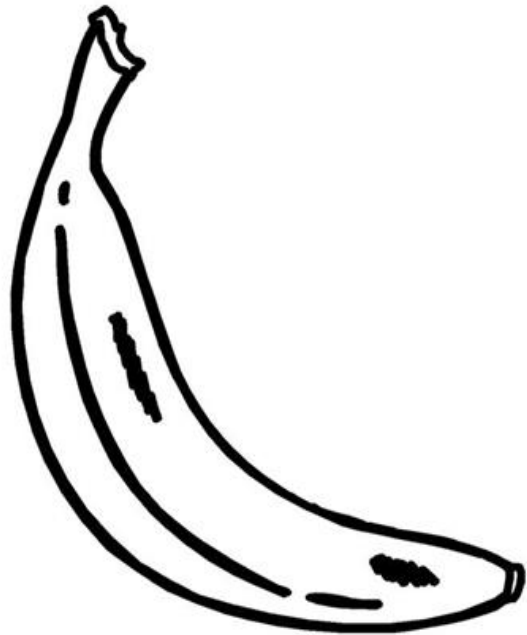
Circle the yellow picture in each row.

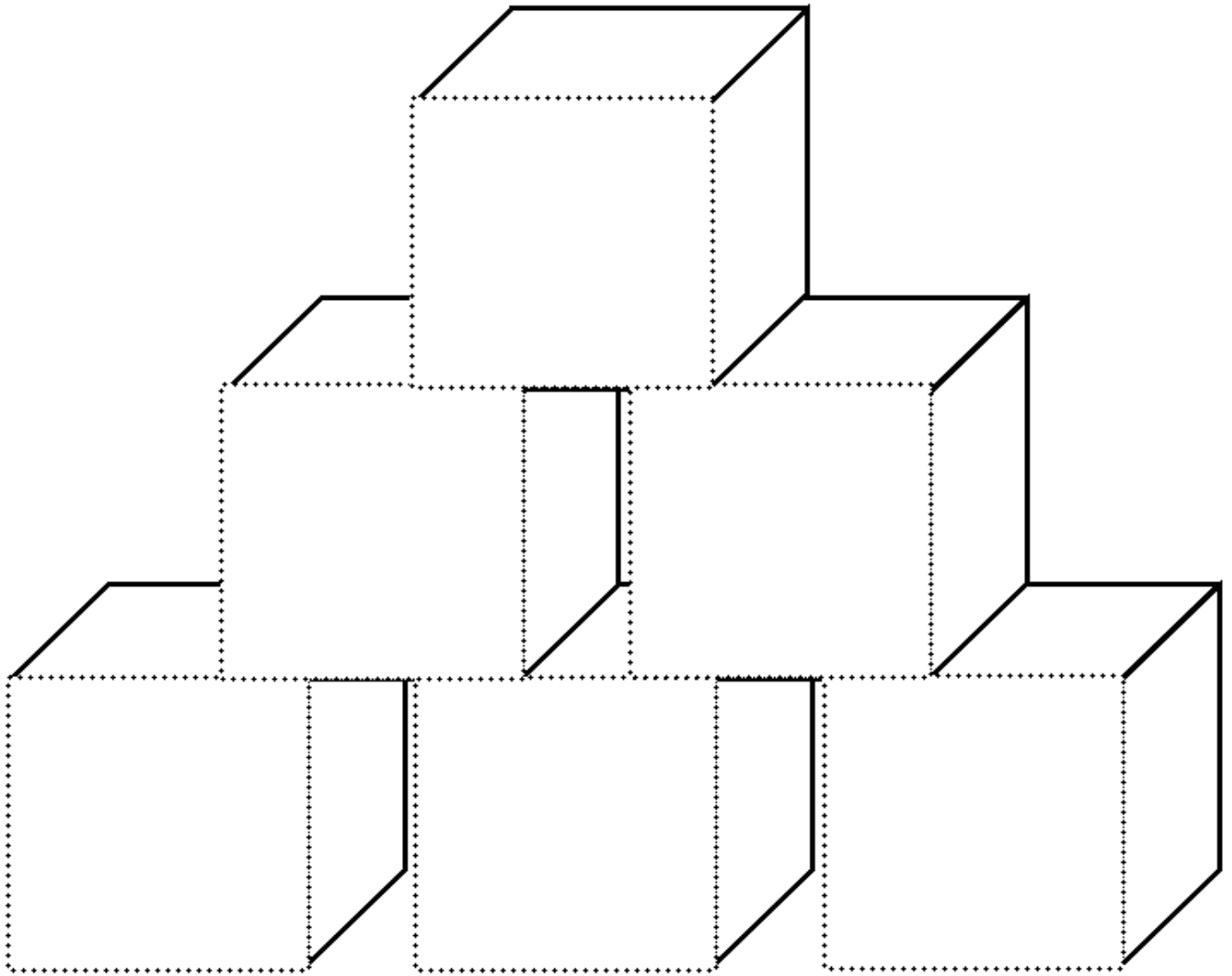





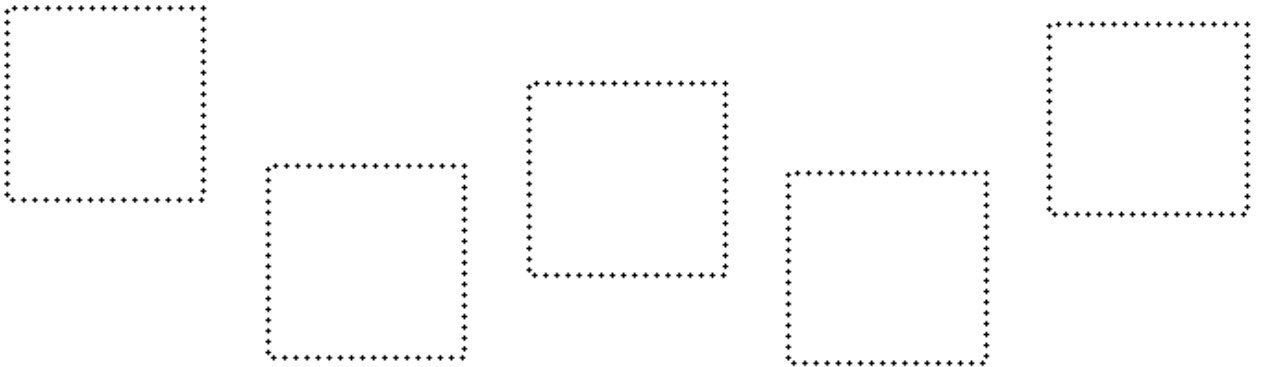
Name: _____


Color each picture yellow.
Then draw a picture of
something else yellow.







Shapes and Colors: Trace the squares  and color them each a different color.





Shapes and Colors: Trace the circles  and color them



Trace the squares  and color them




BLUE

Name: _____



Circle the blue picture in each row.







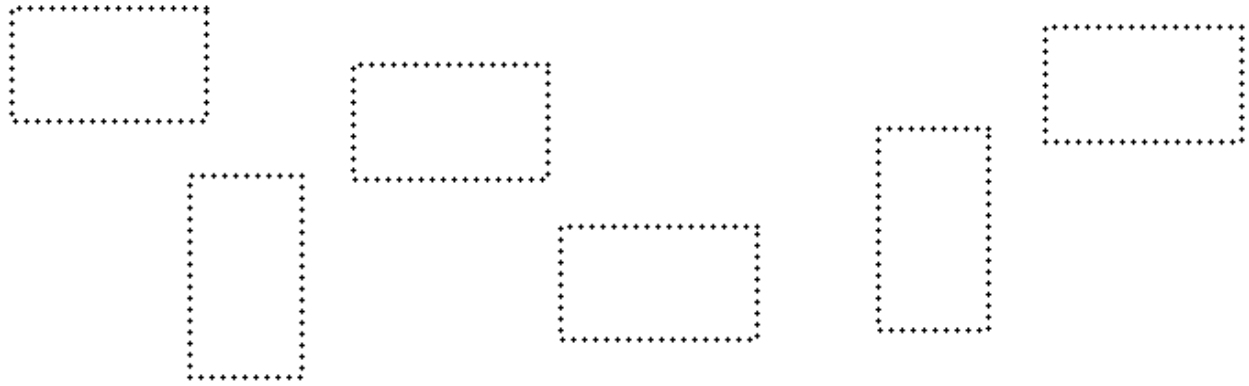
Name: _____

Color each picture blue.
Then draw a picture of
something else blue.






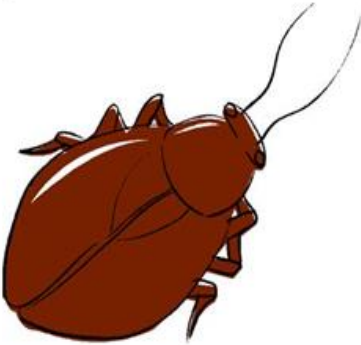
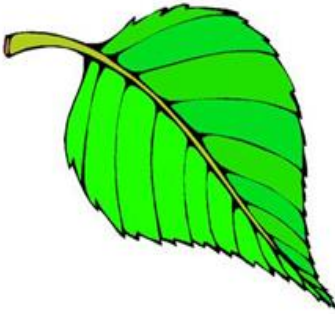
Shapes and Colors: Trace the rectangles  and color them each a different color.



ORANGE

Name: _____


Circle the orange picture in each row.

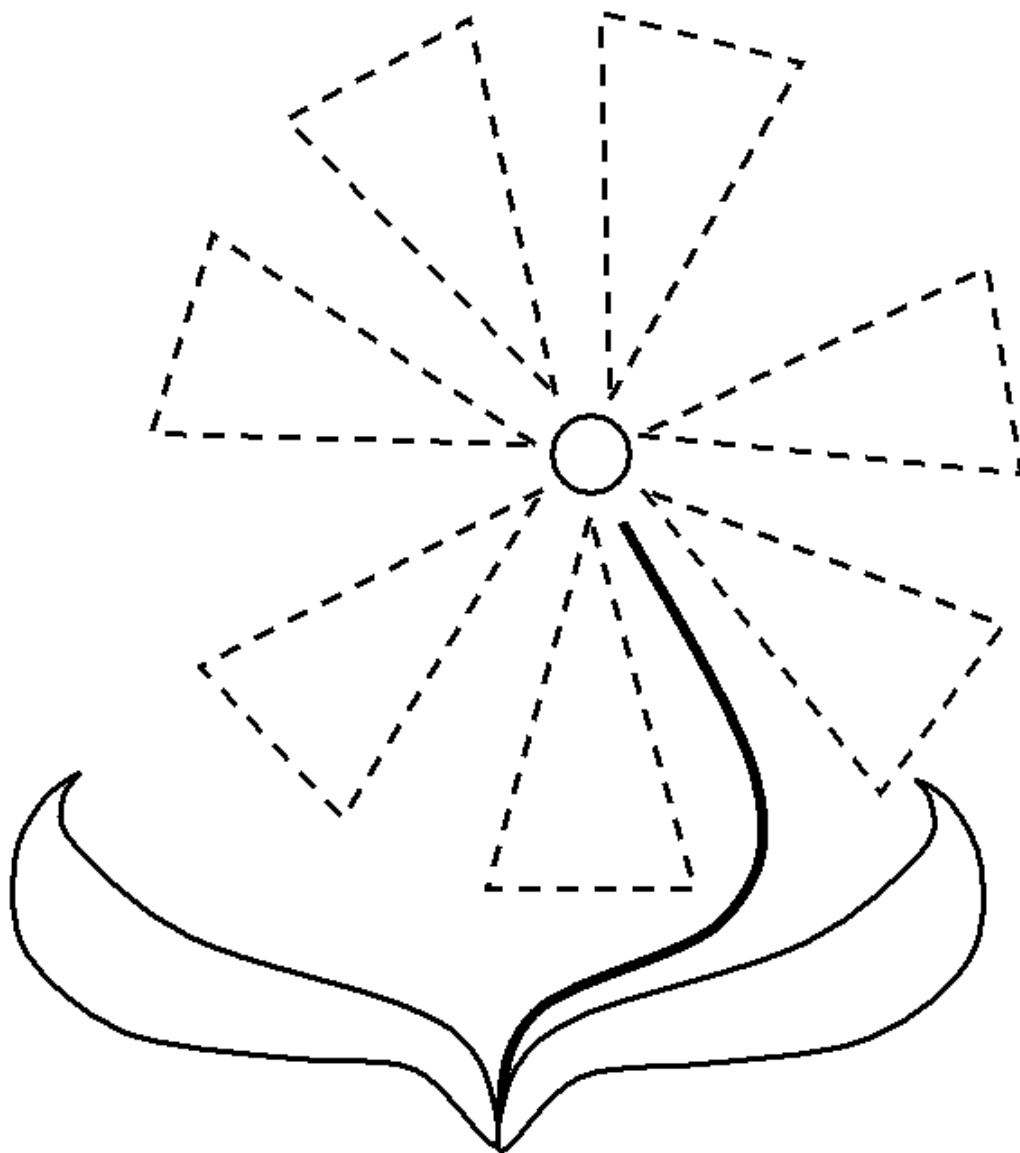





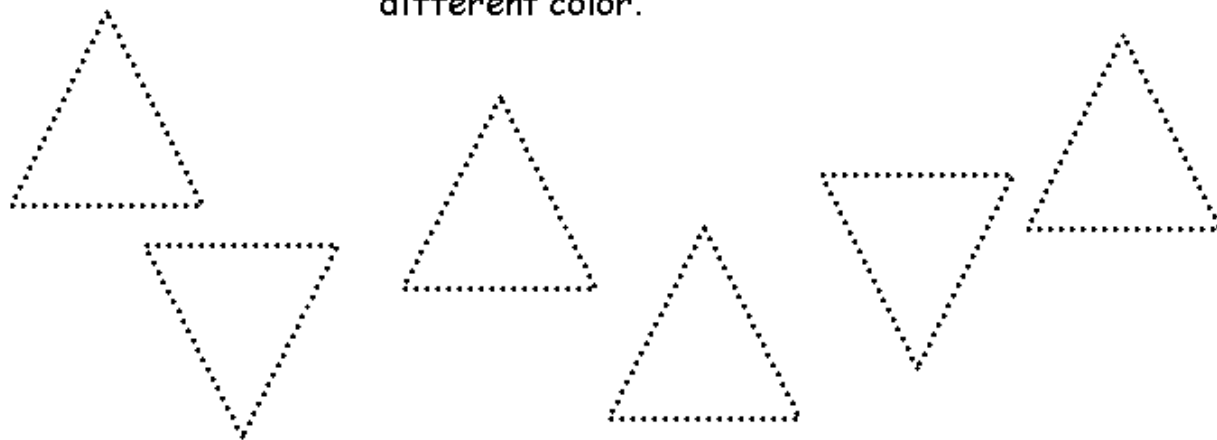
Name: _____


Color each picture orange.
Then draw a picture of
something else orange.






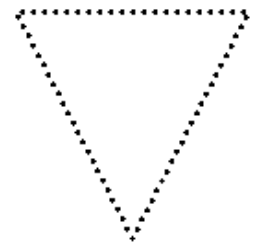

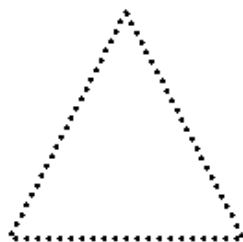

Shapes and Colors: Trace the triangles  and color them each a different color.





Shapes and Colors: Trace the circles  and color them

Trace the triangles  and color them



GREEN

Name: _____


Circle the green picture in each row.







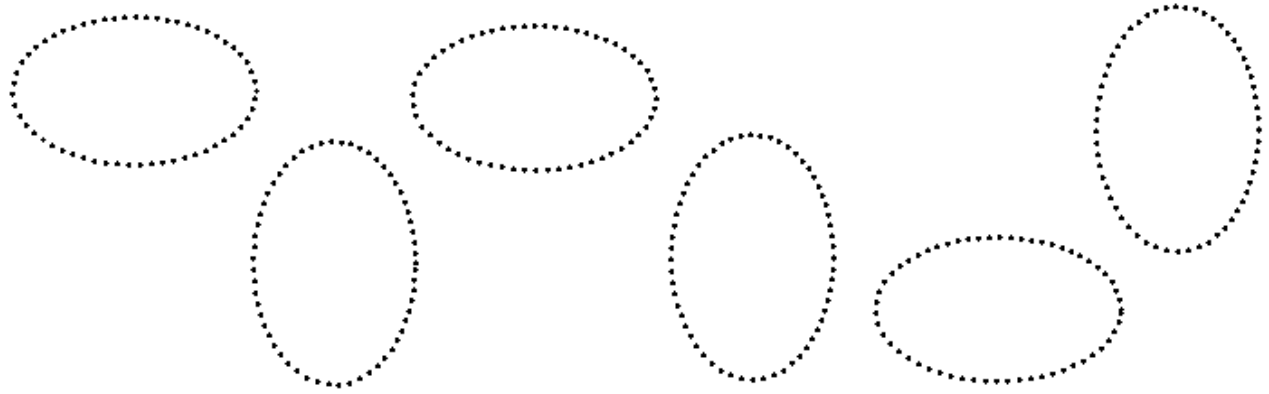
Name: _____


Color each picture green.
Then draw a picture of
something else green.






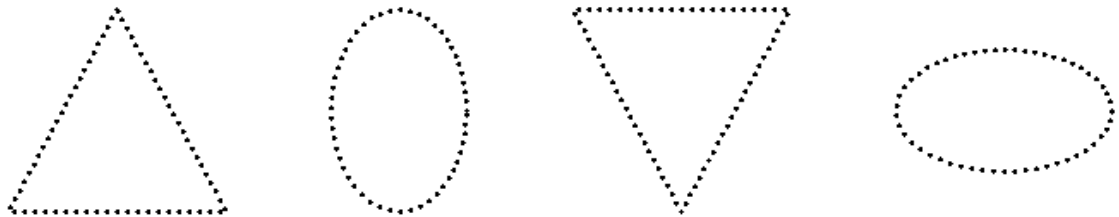
Shapes and Colors: Trace the ovals  and color them each a different color.





Shapes and Colors: Trace the triangles  and color them |


Trace the ovals  and color them |



BLACK

Name: _____


Circle the black picture in each row.



BLACK

Name: _____




Color each picture black.
Then draw a picture of
something else black.



BROWN

Name: _____


Circle the brown picture in each row.





Name: _____




Color each picture brown.
Then draw a picture of
something else brown.



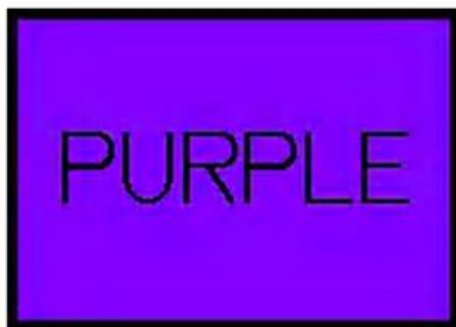
PURPLE

Name: _____

Circle the purple picture in each row.





15



Name: _____





Color each picture purple.
Then draw a picture of
something else purple.



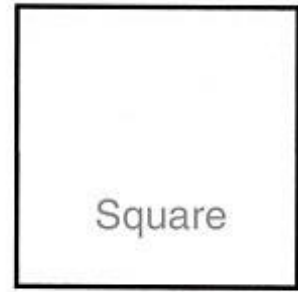
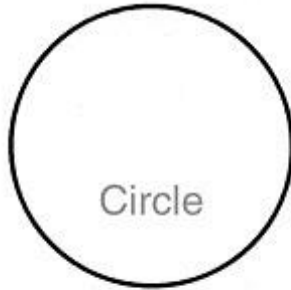
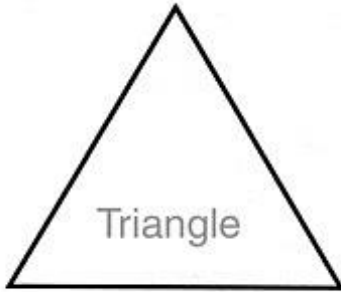
Pink

Name:





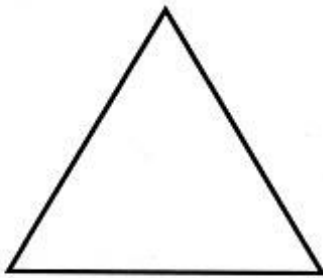
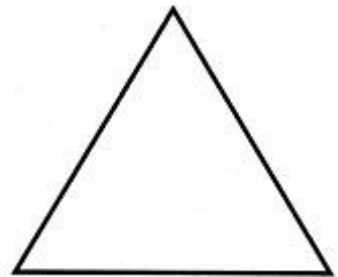


Circle the pink picture in each row.



SHAPES & COLORS



Color the CIRCLES Red, the SQUARES Green and the TRIANGLES Blue



Tracing and writing number 1




1	1	1	1	1
1	1	1	1	1
1				
1				

Tracing and writing number 2



2	2	2	2	2
2	2	2	2	2
2				
2				




TRACE AND WRITE

2	2	2	2	2	2	2	2	2	2
2									
2									
2									
2									
2									
2									
2									
2									
2									

Tracing and writing number 3



3	3	3	3	3
3	3	3	3	3
3				
3				




TRACE AND WRITE

3	3	3	3	3	3	3	3	3	3
3									
3									
3									
3									
3									
3									
3									
3									
3									

Tracing and writing number 4



4	4	4	4	4
4	4	4	4	4
4				
4				




TRACE AND WRITE

4	4	4	4	4	4	4	4	4	4
4									
4									
4									
4									
4									
4									
4									
4									

Tracing and writing number 5



5	5	5	5	5
5	5	5	5	5
5				
5				



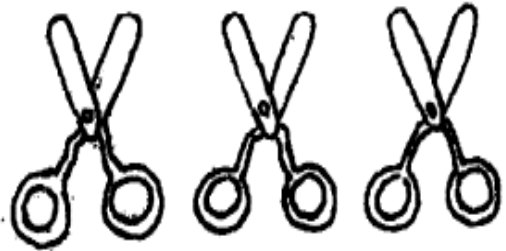
TRACE AND WRITE

5	5	5	5	5	5	5	5	5	5
5									
5									
5									
5									
5									
5									
5									
5									
5									

Name _____ How many?



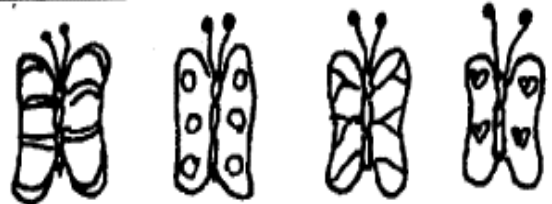
1 2 3 4



1 2 3 4



1 2 3 4



1 2 3 4



1 2 3 4



1 2 3 4



1 2 3 4



1 2 3 4

Name _____

How many?



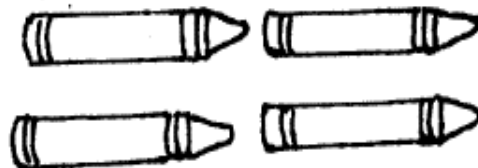
2 3 5



2 4 5



1 3 5



3 4 5



3 4 5



2 3 5

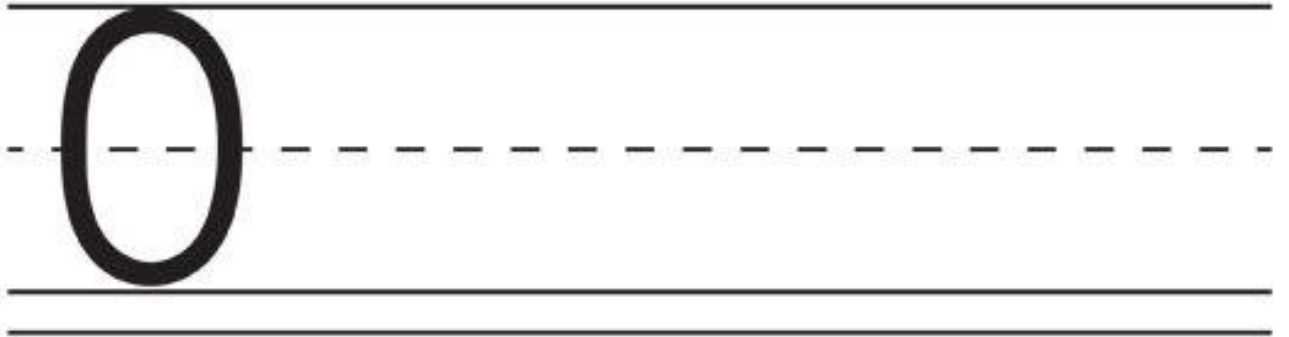
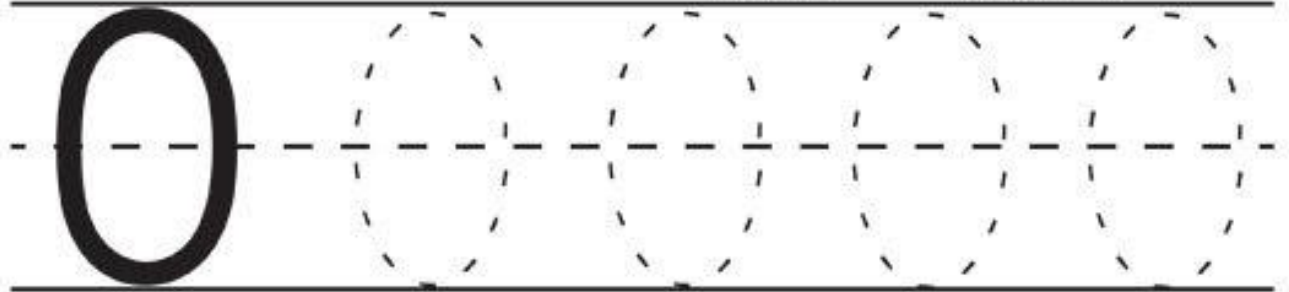
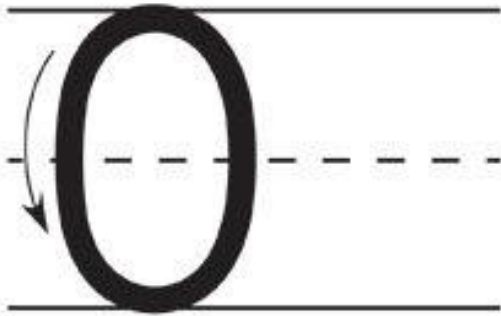


2 4 5



3 4 5

Name _____



Name _____

How many?

Free Worksheets
www.BeginningReading.com



0 1

0 1



0 1




0 1



0 1



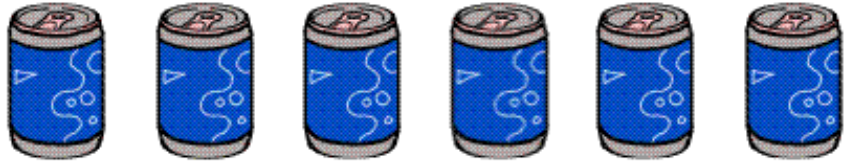
0 1



0 1

0 1

Tracing and writing number 6



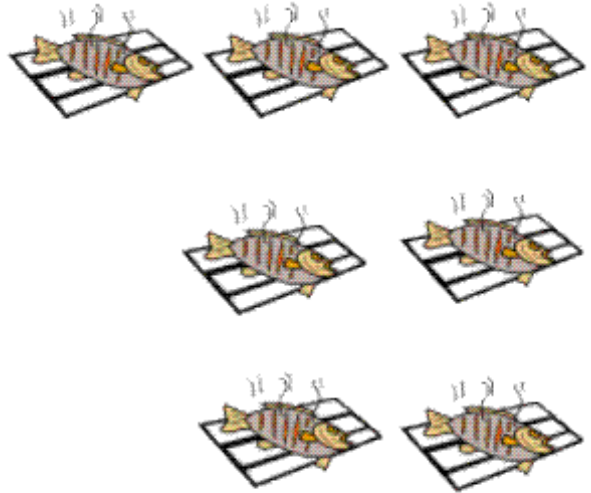
6	6	6	6	6
6	6	6	6	6
6				
6				



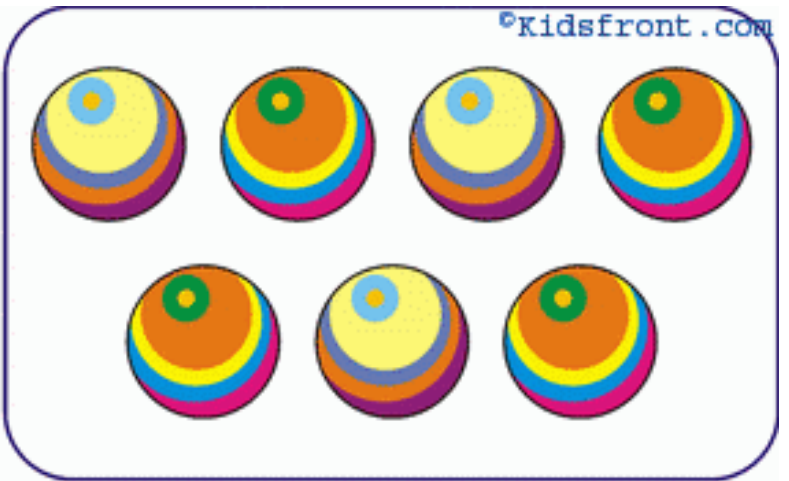
TRACE AND WRITE

6	6	6	6	6	6	6	6	6	6
6									
6									
6									
6									
6									
6									
6									
6									
6									

Tracing and writing number 7



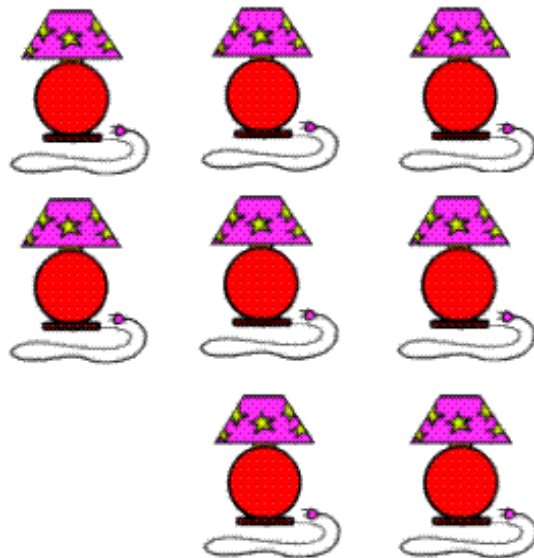
7	7	7	7	7
7	7	7	7	7
7				
7				




TRACE AND WRITE

7									
7									
7									
7									
7									
7									
7									
7									
7									
7									

Tracing and writing number 8

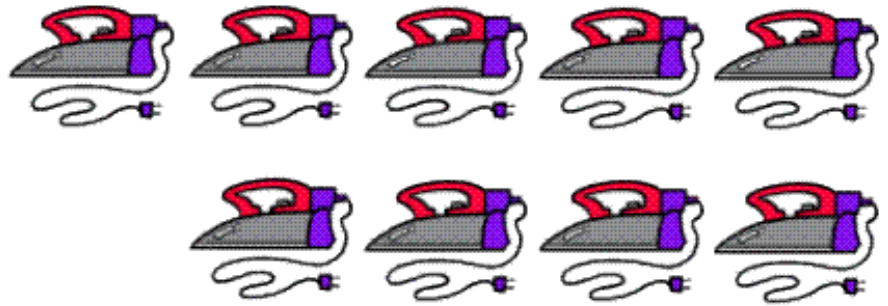


8	8	8	8	8
8	8	8	8	8
8				
8				




TRACE AND WRITE

Tracing and writing number 9




9	9	9	9	9
9	9	9	9	9
9				
9				




TRACE AND WRITE

9	9	9	9	9	9	9	9	9	9
9									
9									
9									
9									
9									
9									
9									
9									

Tracing and writing number 10



10	10	10	10	10
10	10	10	10	10
10				
10				



TRACE AND WRITE

10	10	10	10	10	10	10	10	10
10								
10								
10								
10								
10								
10								
10								
10								

Tracing and writing number 11



11	1 1	1 1	1 1	1 1
11	1 1	1 1	1 1	1 1
11				
11				

Name _____

How many?

Free Worksheets
www.BeginningReading.com



1 2 3 4 5 6 7 8 9



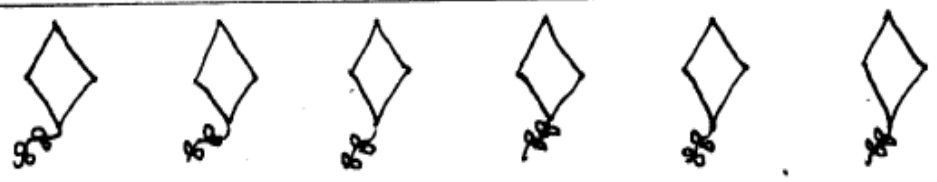
1 2 3 4 5 6 7 8 9



1 2 3 4 5 6 7 8 9



1 2 3 4 5 6 7 8 9



1 2 3 4 5 6 7 8 9

Name _____

How many?

Free Worksheets



1 2 3 4 5 6 7 8 9 10




1 2 3 4 5 6 7 8 9 10



1 2 3 4 5 6 7 8 9 10



1 2 3 4 5 6 7 8 9 10

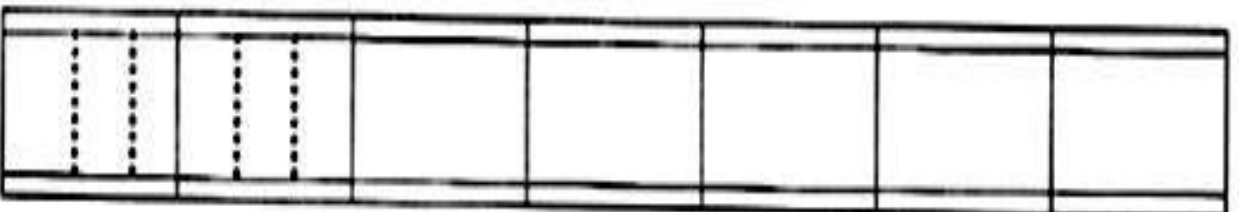
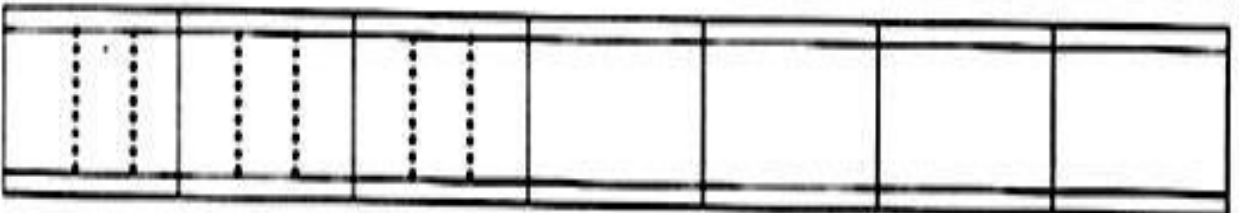
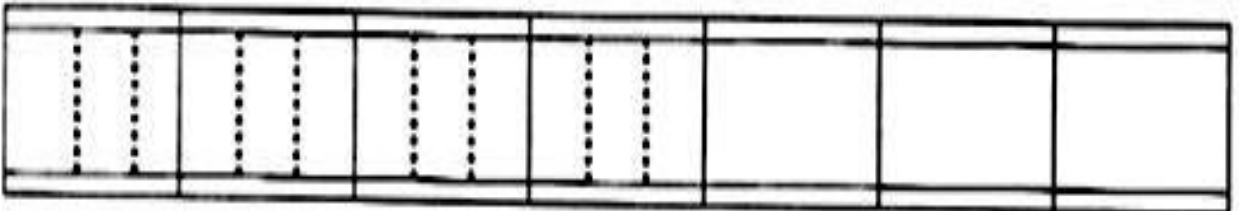
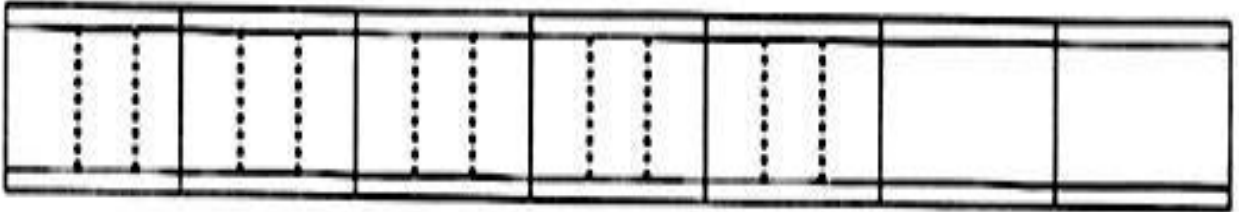
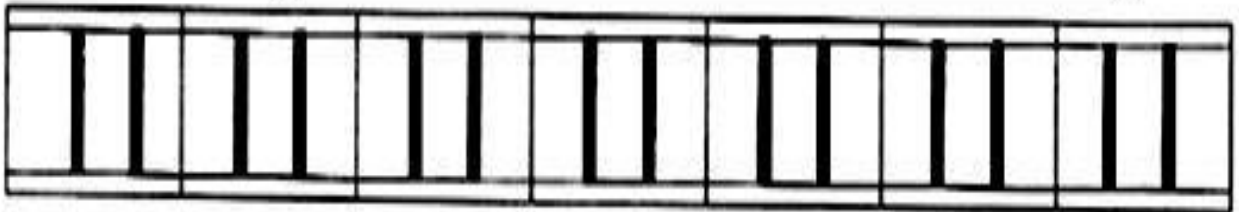
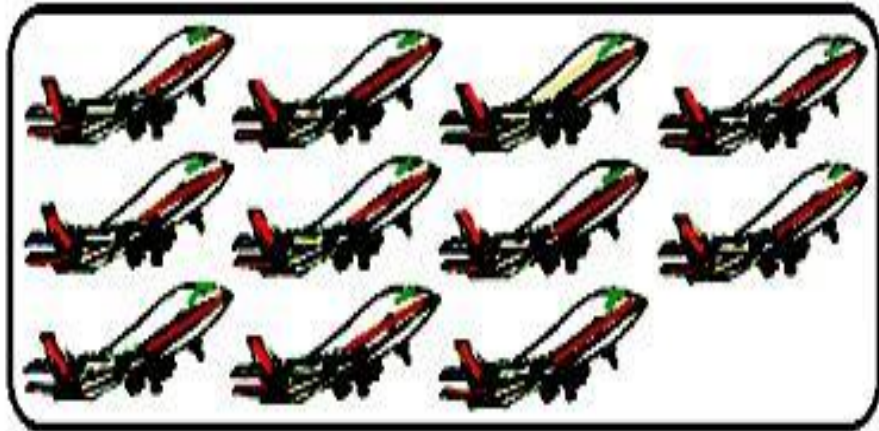


1 2 3 4 5 6 7 8 9 10


Write and Trace number 11



eleven




Tracing and writing number 12



12	12	12	12	12
12	12	12	12	12
12				
12				

Write and trace number 12



12

twelve

12	12	12	12	12	12	12
----	----	----	----	----	----	----

12	12	12	12	12		
----	----	----	----	----	--	--


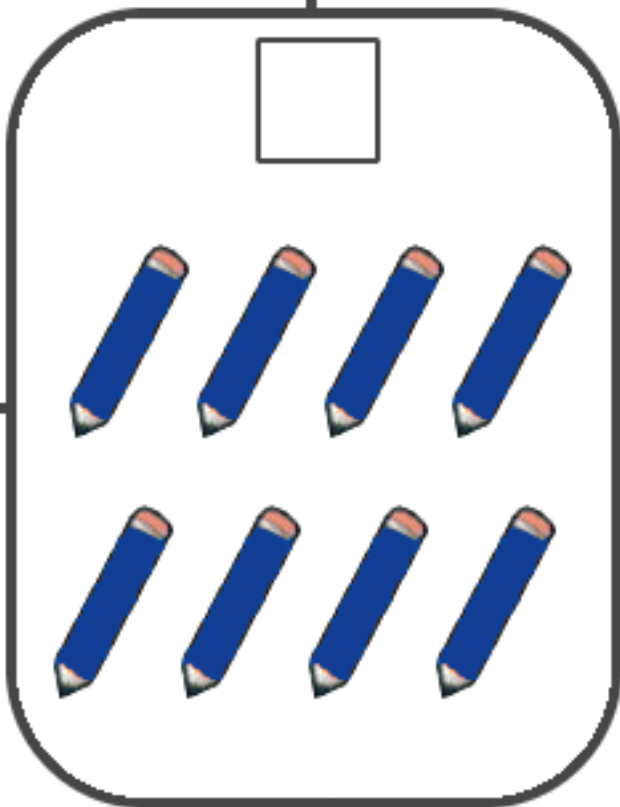
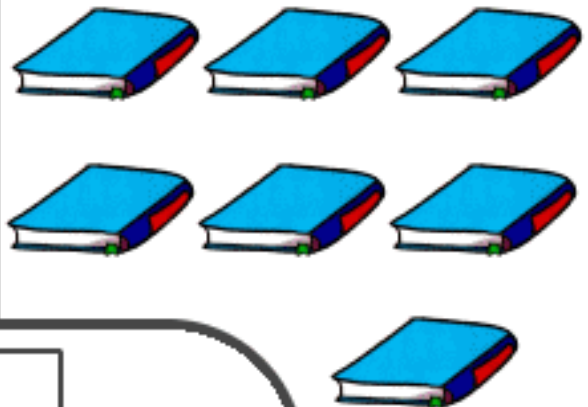
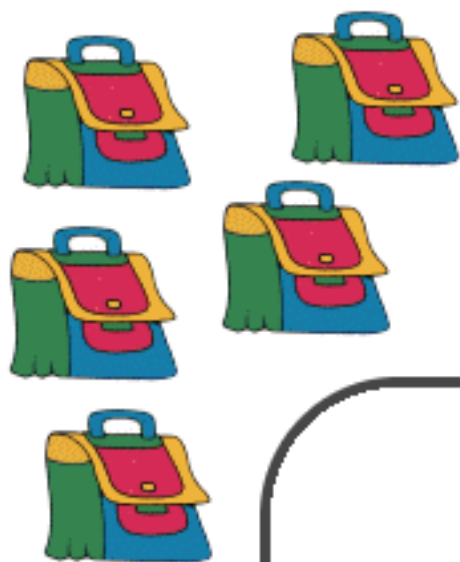
12	12	12	12			
----	----	----	----	--	--	--

12	12	12				
----	----	----	--	--	--	--

12	12					
----	----	--	--	--	--	--




Counting practice up to 10.

Count and write the correct number in the box.






Counting practice up to 10.

Count and write the correct number in the box.



Fill in the Missing Numbers





Numbers Worksheet

I can write my numbers



0							
1							
2							
3							
4							
5							
6							
7							
8							
9							
10							