


THE COMPLETE BOOK OF THE ALPHABET



- A Variety of Lessons to Teach and Reinforce the Alphabet
- Beginning Consonant and Vowel Sounds
- Review Lessons
- Handwriting Practice
- Alphabet Songs, Rhymes, and Activities



THE COMPLETE BOOK OF ALPHABET



AMERICAN
EDUCATION
PUBLISHING

Columbus, Ohio

Table of Contents

Letter Recognition A-Z

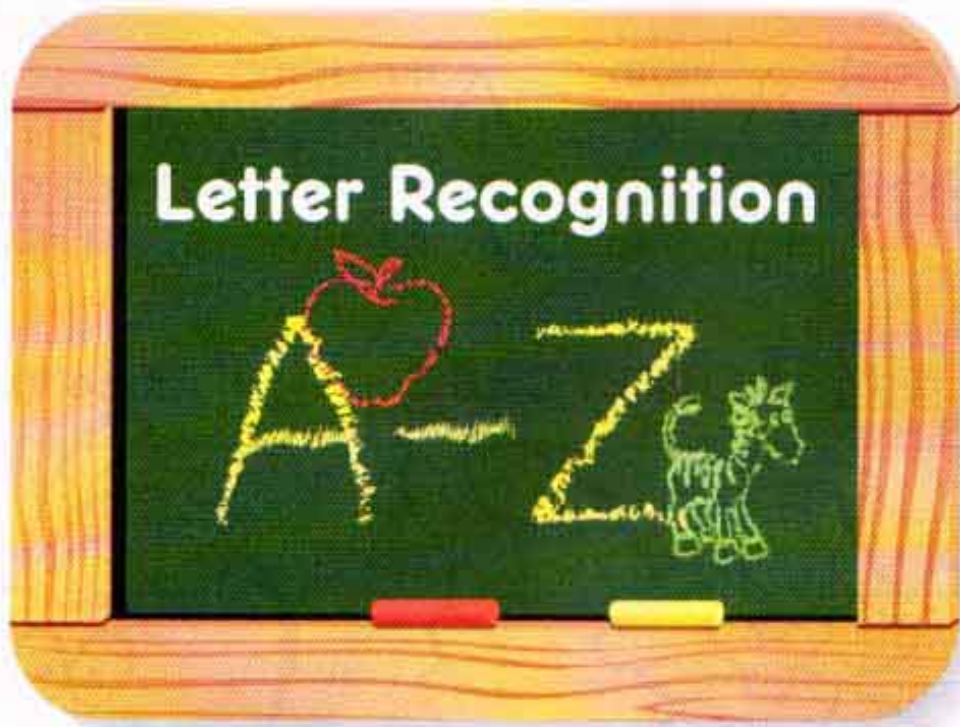
Letter Aa	6-9
Letter Bb	10-14
Letter Cc	15-19
Letter Dd	20-24
Letter Ee	25-28
Letter Ff	29-33
Review Letters Aa-Ff	34-40
Letter Gg	41-45
Letter Hh	46-50
Letter Ii	51-54
Letter Jj	55-59
Review Letters Aa-Jj	60-66
Letter Kk	67-71
Letter Ll	72-76
Letter Mm	77-81
Letter Nn	82-86
Letter Oo	87-91
Review Letters Aa-Oo	92-97
Letter Pp	98-102
Letter Qq	103-107
Letter Rr	108-112
Letter Ss	113-117
Letter Tt	118-122
Review Letters Aa-Tt	123-131
Letter Uu	132-135
Letter Vv	136-140
Letter Ww	141-145
Letter Xx	146-149
Letter Yy	150-154

Letter Zz	155-158
Review Letters Aa-Zz	159-182

Letter Sounds A-Z

Vowel Aa	184
Beginning Consonant Bb	185
Beginning Consonant Cc	186
Beginning Sounds	
Aa, Bb, Cc	187
Beginning Consonant Dd	188
Vowel Ee	189
Beginning Consonant Ff	190
Beginning Sounds	
Dd, Ee, Ff	191
Beginning Consonant Gg	192
Beginning Consonant Hh	193
Beginning Sounds	
Ff, Gg, Hh	194
Vowel Ii	195
Beginning Sounds	
Gg, Hh, Ii	196
Beginning Consonant Jj	197
Beginning Consonant Kk	198
Beginning Consonant Ll	199
Beginning Sounds Jj, Kk, Ll	200
Beginning Consonant Mm	201
Beginning Consonant Nn	202
Vowel Oo	203
Beginning Sounds	
Mm, Nn, Oo	204


Beginning Consonant Pp	205	Review Short Vowels Aa, Ii	231
Beginning Sounds		Review Short Vowels Aa, Ii,	
Mm, Nn, Pp	206	Oo, Uu, Ee	232
Beginning Consonant Qq	207	Vowel Sounds	233
Beginning Consonant Rr	208	Long Vowels	234
Beginning Sounds		Review Long Vowels	235
Pp, Qq, Rr	209	Short and Long Vowels	236
Beginning Consonant Ss	210	Words With a	237
Beginning Sounds		Words With e	238
Qq, Rr, Ss	211	Words With i	239
Beginning Consonant Tt	212	Words With o	240
Vowel Uu	213	Words With u	241
Beginning Sounds		Review Short and	
Ss, Tt, Uu	214	Long Vowels	242
Beginning Consonant Vv	215	My Vowel List	243
Beginning Consonant Ww	216	Super Silent e	244
Beginning Sounds		Consonant Blends	245-246
Tt, Vv, Ww	217	Ending Consonant	
Consonant Xx	218	Blends	247-248
Beginning Sounds		Rhyming Words	249-252
Vv, Ww, Xx	219		
Beginning Consonant Yy	220	Printing Letters and	
Beginning Consonant Zz	221	Words A-Z	
Beginning Sounds		Aa-Zz	254-306
Xx, Yy, Zz	222		
Beginning Sounds Yy, Zz	223	Songs, Rhymes, and Activities	
Review Letters Aa-Zz	224	for Every Letter A-Z	
Ending Consonant		Aa-Zz	309-335
Sounds	225-227		
Beginning and Ending		Answer Key	336-352
Consonants	228-229		
Short Vowels	230		






Name _____

Letter Uppercase


 Trace the letters.


Tracing practice for uppercase letter A on ruled lines. The first row contains a solid black 'A', followed by a dashed 'A' with numbered arrows (1, 2, 3) showing stroke order, and then four more dashed 'A's. The second row contains five dashed 'A's for tracing.

Letter Lowercase

 Trace the letters.

Tracing practice for lowercase letter a on ruled lines. The first row contains a solid black 'a', followed by a dashed 'a' with numbered arrows (1, 2) showing stroke order, and then four more dashed 'a's. The second row contains five dashed 'a's for tracing.

These pictures begin with the letter Aa.  Color the pictures.





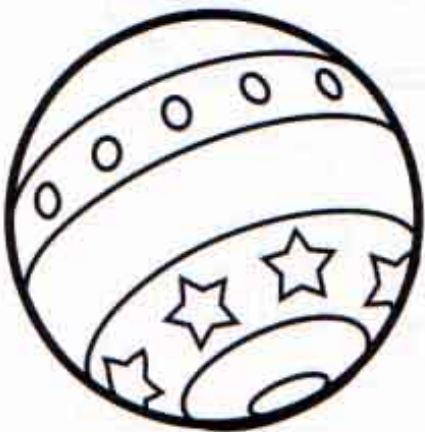

Name _____



 **Circle** the **A** or **a** in these words:

- apple
- alligator
- angel
- bat
- Amy
- dance
- Andy
- art
- ambulance
- draw
- teacher
- nap

The letter **Aa** can have more than one sound.  **Circle** the pictures that start with the sound of **Aa**.  **Color** the pictures.







Name _____



These words start with **A** or **a**.

 **Write** the lowercase **a** on the line.
Color the pictures. 



A is for _____pple.





A is for _____ngel.




A is for _____nt.



Name _____

You can help the  find the .

 **Draw** a line to follow the letters **A** and **a**.
Color the picture. 



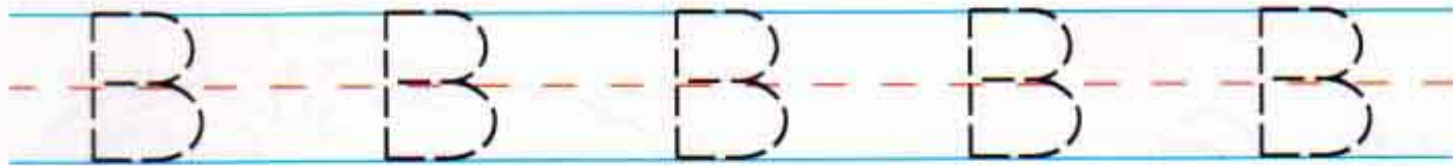


Name _____

Letter **B** Uppercase



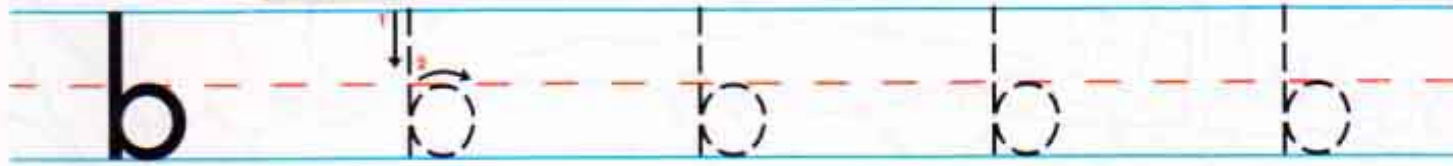
Trace the letters.





Letter **b** Lowercase



Trace the letters.




These pictures begin with the letter **Bb**.  Color the pictures.








Name _____



 Circle the **B** or **b** in these words:

- | | | | |
|------|-------|---------|--------|
| Bill | brown | doll | Bonnie |
| boy | baby | balloon | pig |
| bat | book | butter | band |

 Circle the pictures that start with the sound of **Bb**.
Color the pictures. 




Name _____





These words start with **B** or **b**.

 **Write** the lowercase **b** on the line.
Color the pictures. 




B is for _____uttons.

B is for _____at.




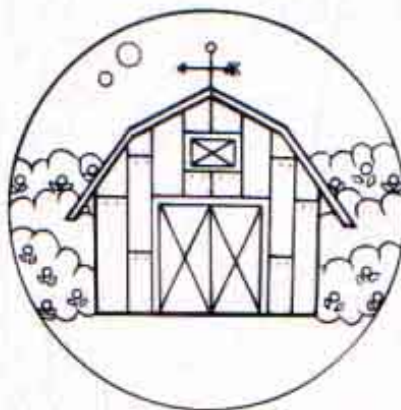
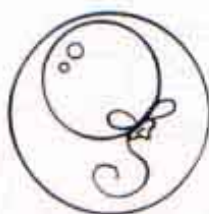
B is for _____ug.



Name _____

Bobby Bear blows beautiful bubbles.

 **Color** the bubbles with pictures that begin with the sound of **Bb**.




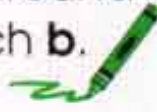
Name _____



Find each hidden **B** and **b**.



Draw a **blue** circle around each **B** and a **green** circle around each **b**.






Name _____

Letter C Uppercase



 Trace the letters.


Two rows of handwriting practice lines. The first row contains five uppercase 'C's: a solid black one followed by four dashed ones for tracing. The second row contains five dashed uppercase 'C's for tracing.



Letter C Lowercase



 Trace the letters.


Two rows of handwriting practice lines. The first row contains five lowercase 'c's: a solid black one followed by four dashed ones for tracing. The second row contains five dashed lowercase 'c's for tracing.

These pictures begin with the letter Cc.  Color the pictures.








Name _____

 **Circle** the C or c in these words:

cat	Casey	ran	can
cow	corn	cup	Carol
hand	wall	crack	car

 **Circle** the pictures that start with the sound of Cc .
Color the pictures. 






Name _____



These words start with **C** or **c**.


 **Write** the lowercase **c** on the line.
Color the pictures. 



C is for _____ow.



C is for _____up.





C is for _____at.

Name _____



Help Calico Cat catch what she is chasing.

 **Circle** the pictures that begin with the sound of **Cc**. **Color** the pictures. 



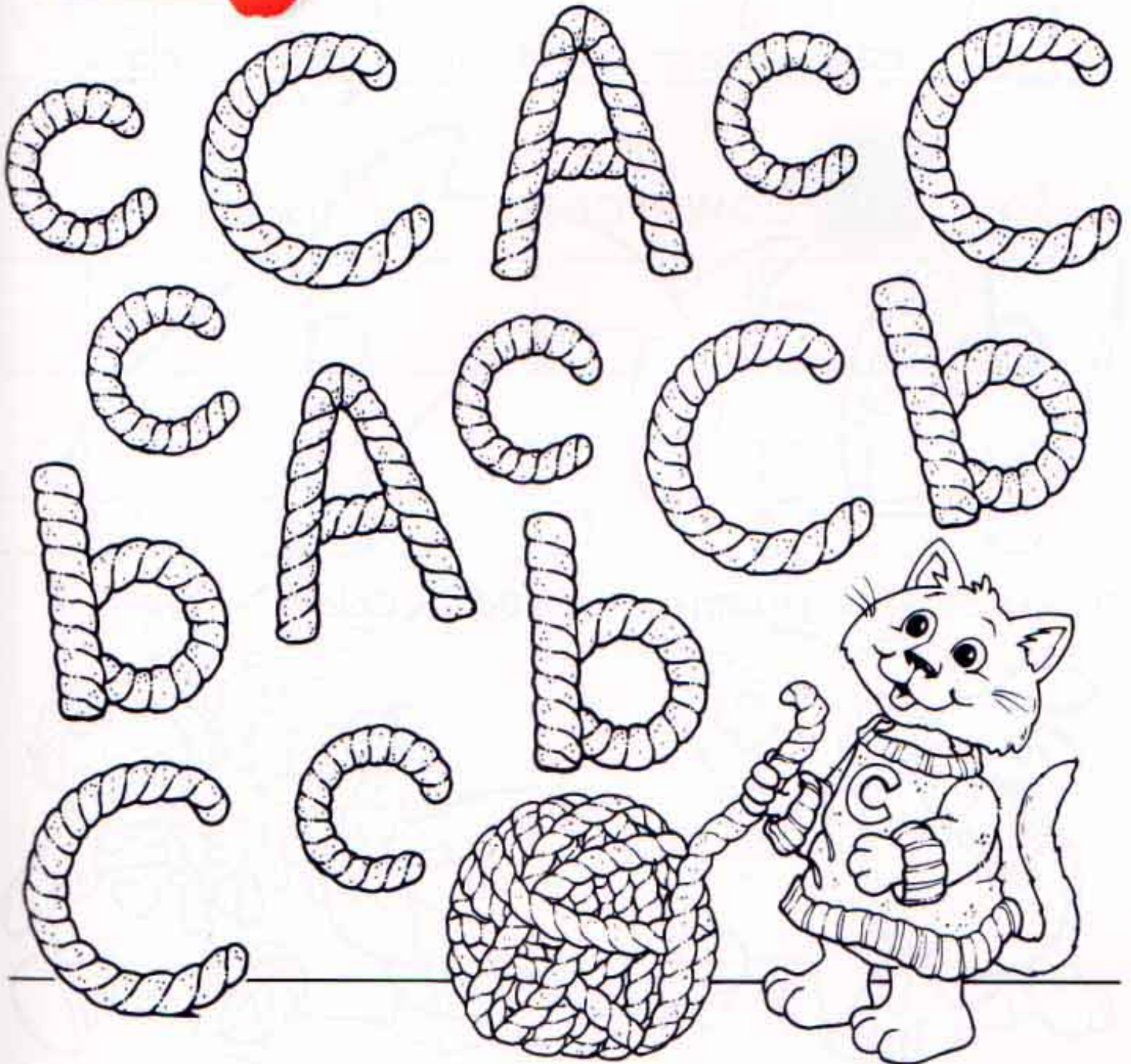


Name _____



Find each **C** and **c** that the cat has made with the yarn.

 Color the **UPPERCASE C's** red. Color the lowercase **c's** yellow. 

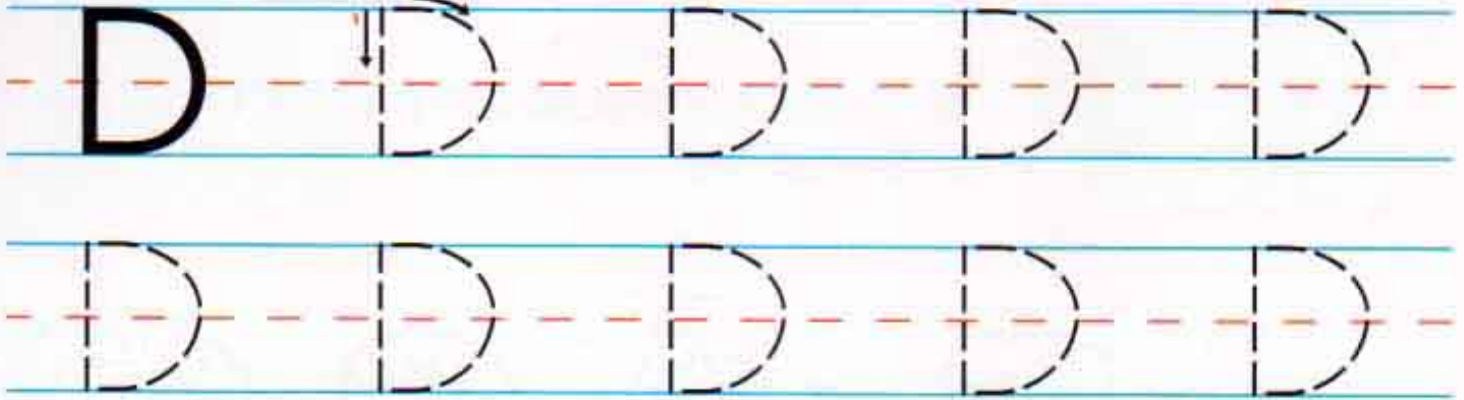


Name _____

Letter **D** Uppercase



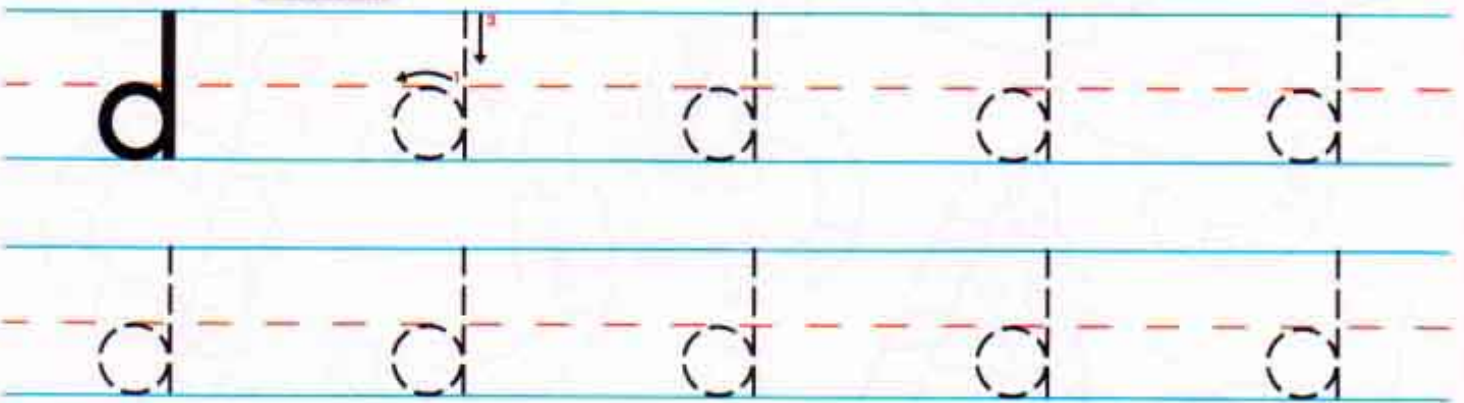
Trace the letters.



Letter **d** Lowercase




Trace the letters.



These pictures begin with the letter **Dd**.




Color the pictures.





Name _____

 Circle the **D** or **d** in these words:

- | | | | |
|------|-------|------|--------|
| doll | Darcy | desk | big |
| door | David | jump | dog |
| pig | Daddy | duck | Debbie |

 Circle the pictures that start with the sound of **Dd**.
Color the pictures. 



Name _____




These words start with **D** or **d**.

 Write the lowercase **d** on the line.
 Color the pictures.



D is for _____og.



D is for _____rum.



D is for _____uck.

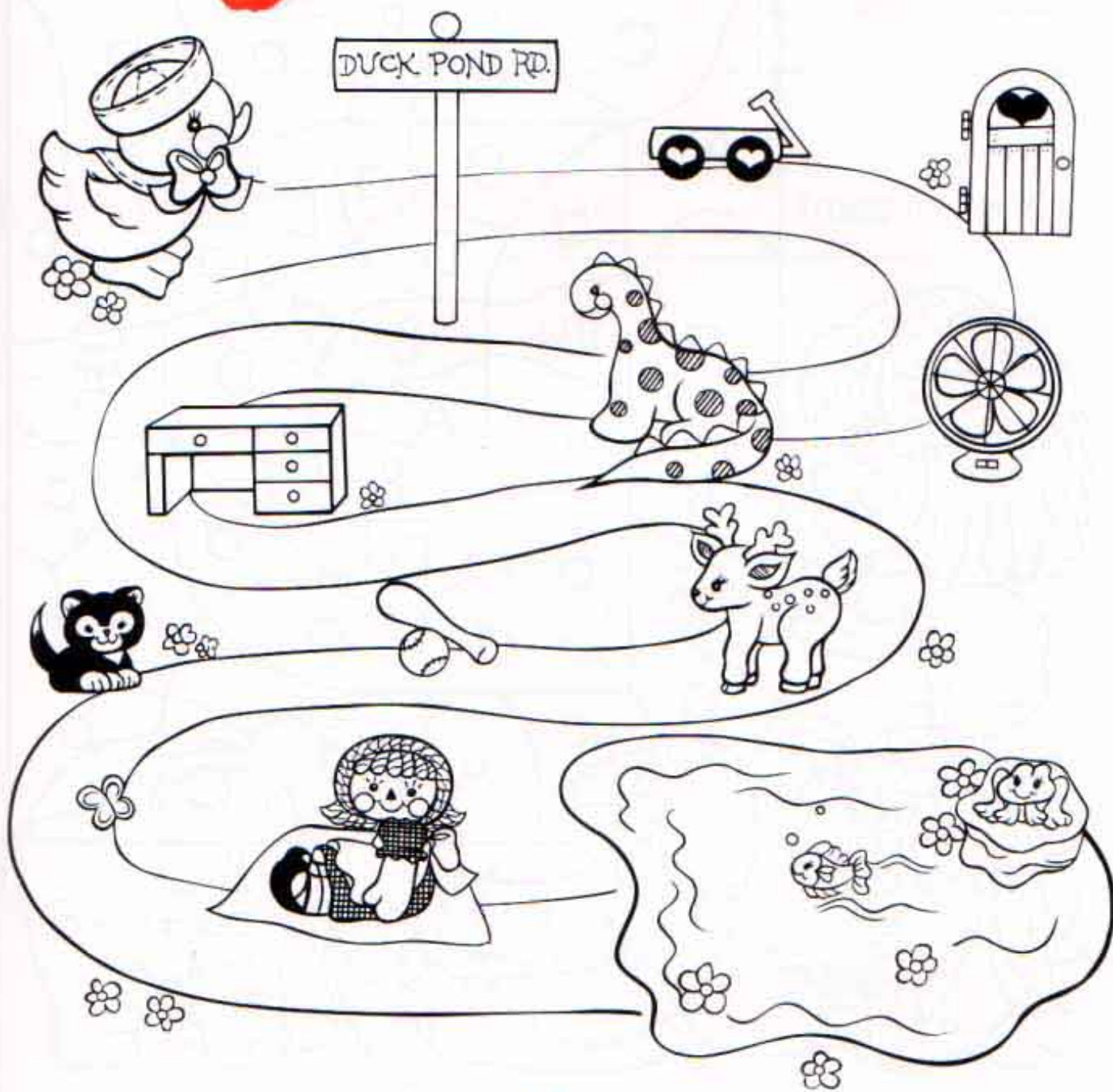


Name _____



Help Danny Duck find his way to the pond.

 **Color** the pictures that begin with the sound of **Dd**.





Name _____



 Color the spaces with the letters **D** or **d** **purple**. Color the spaces with the other letters **orange**. 

What did you find?



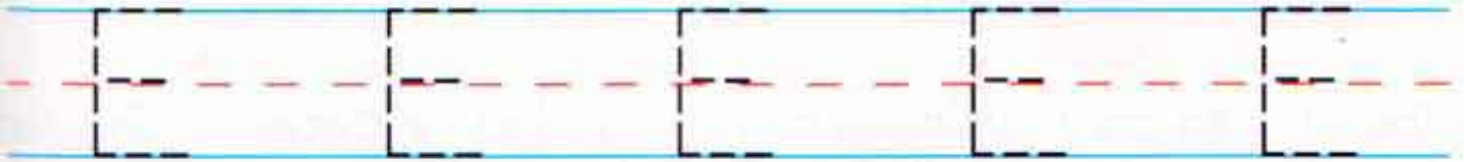
Color the doll, too! 

Name _____

Letter **E** Uppercase



Trace the letters.



Letter **e** Lowercase





Trace the letters.

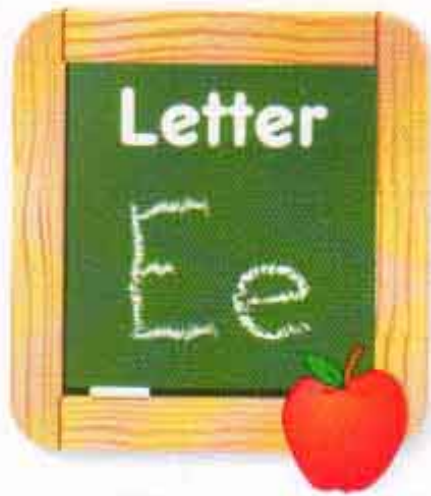


These pictures begin with the letter **Ee**.



Color the pictures.



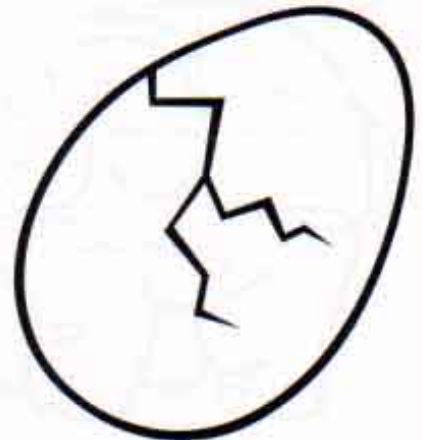
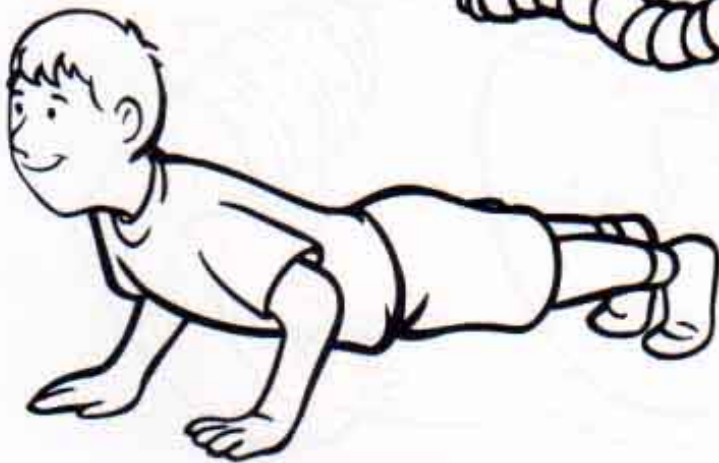



Name _____

 Circle the **E** or **e** in these words:

ear	Elizabeth	his	eleven
dog	house	earth	Eric
ball	elf	cat	envelope

The letter **Ee** can have more than one sound.  Circle the pictures that start with the sound of **Ee**.  Color the pictures.



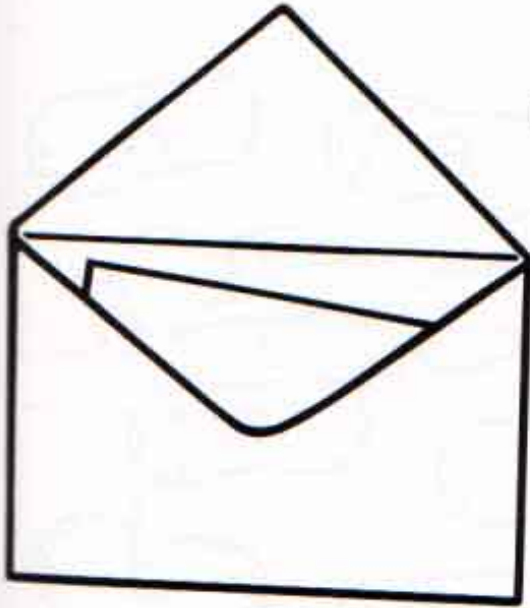


Name _____




These words start with **E** or **e**.


 Write the lowercase **e** on the line.
Color the pictures. 



E is for _____nvelope.




E is for _____ggs.








E is for _____lephant.

Name _____



Help the  find its way to the circus tent.

 Color the s with **E** or **e** brown.
 Color the other s **green**. Color the rest of the picture.



Name _____

Letter **F** Uppercase



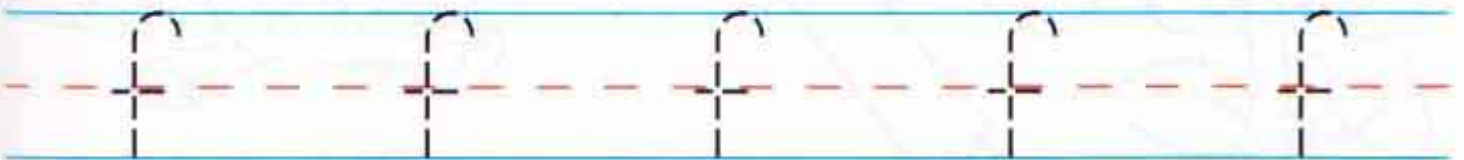
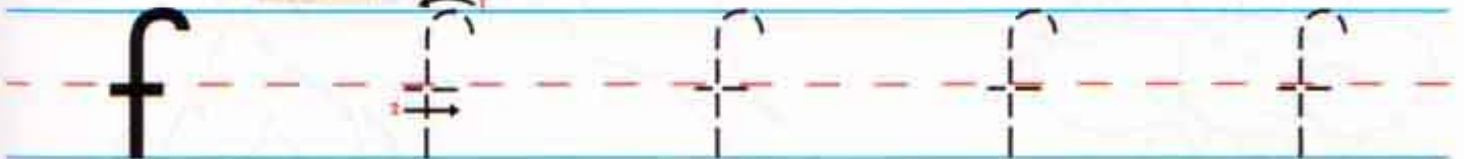
Trace the letters.




Letter **f** Lowercase



Trace the letters.



These pictures begin with the letter **Ff**.  Color the pictures.


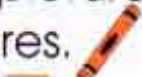






Name _____



 **Circle** the F or f in these words:

- | | | | |
|--------|------|------|------|
| fire | Faye | took | fork |
| table | Fred | car | farm |
| Father | ten | four | fish |

 **Circle** the pictures that start with the sound of Ff.
Color the pictures. 





Name _____



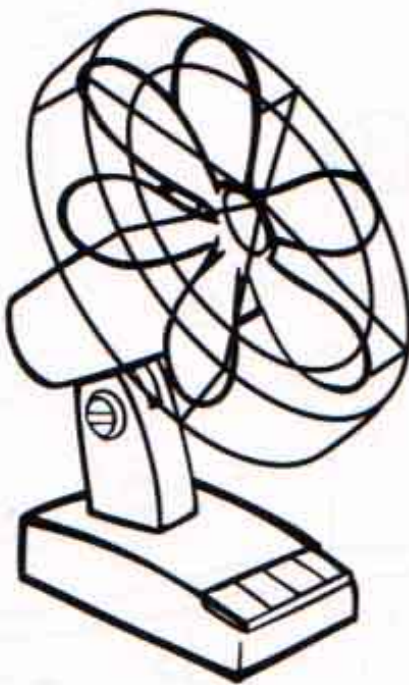

These words start with **F** or **f**.

 Write the lowercase **f** on the line.
 Color the pictures.



F is for _____rog.

F is for _____ish.






F is for _____an.

Name _____



Help the firefighter find each **F** and **f**.


Color a blue  of water around each **F**. Color a green  of water around each **f**. Color the picture.






Name _____




 **Color** each picture on the fence that begins with the sound of **Ff**.



Review



Name _____

 Practice **writing** the letters **Aa-Ff** by **tracing** the **UPPER** and **lowercase** letters below.

Aa Aa Aa Aa

Bb Bb Bb Bb

Cc Cc Cc Cc


Dd Dd Dd Dd

Ee Ee Ee Ee

Ff Ff Ff Ff



Name _____

 **Trace** the letters **Aa-Ff**. Then practice **writing** them on the lines below.

Aa

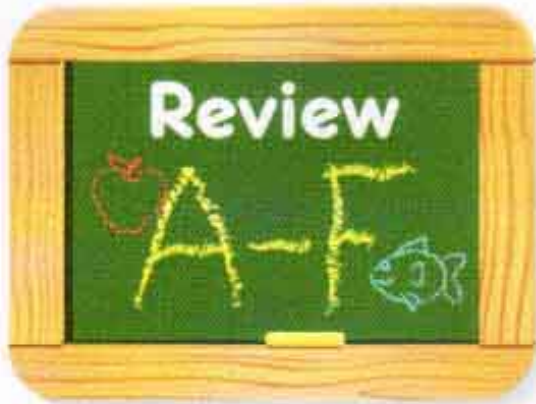
Bb

Cc

Dd



Ee

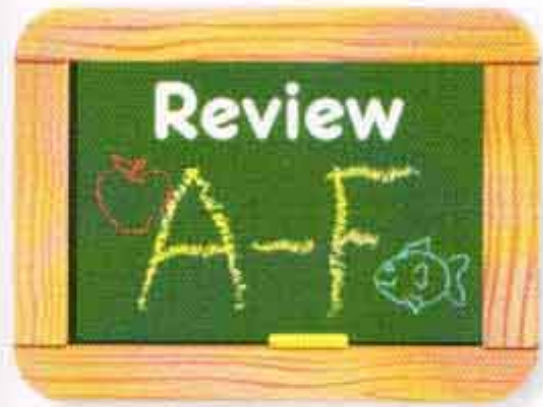
Ff



Name _____




 Draw a line to connect the **UPPER** and **lowercase** letters that belong together.






Name _____


 Draw a line to connect the **UPPER** and **lowercase** letters that belong together.





Name _____

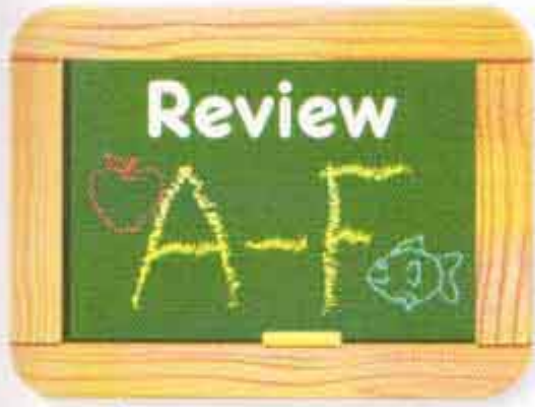
Alphabet Dot-to-Dot

 **Connect** the dots as you say the alphabet, starting with the letter **A**.

Color the picture. 

C ● ● **D**








Name _____

Match the **UPPER** and **lowercase** letters.



Match beginning sounds with pictures.

 Trace the letters. **Color** the pictures. 

 **Draw** a line from the **UPPERCASE** letter to the picture that starts with that sound. Then **draw** a line to the **lowercase** letter that matches it.



Name _____



Name _____

Letter **G** Uppercase



Trace the letters.



Letter **g** Lowercase




Trace the letters.



These pictures begin with the letter **Gg**.



Color the pictures.



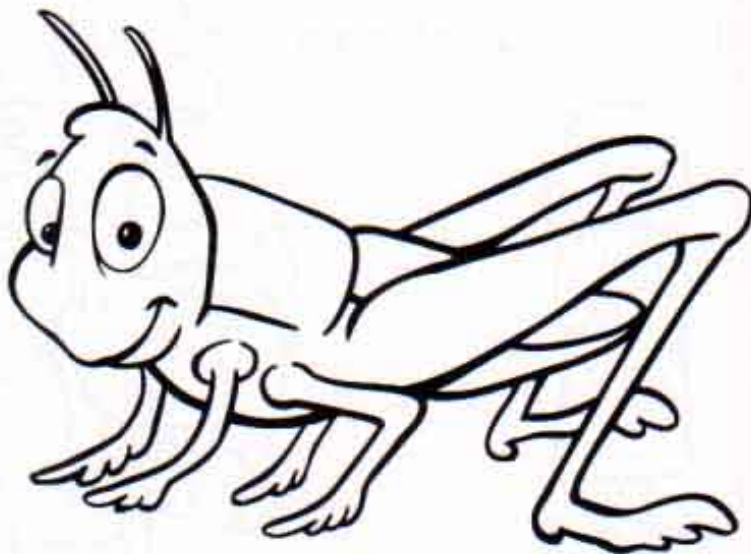



Name _____

 Circle the **G** or **g** in these words:

goat Gregory park gate
 great tree Gloria gift
 goose garden Georgia gym

The letter **Gg** can have more than one sound.  Circle the pictures that start with the sound of **Gg**.  Color the pictures.


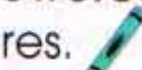





Name _____




These words start with **G** or **g**.

 **Write** the lowercase **g** on the line.
Color the pictures. 



G is for _____ lass.



G is for _____ ift.






G is for _____ irl.


Name _____



Which cars need gas?

 **Draw** a line from the gas pump to each car that has a driver that begins with **G** or **g**. **Color** the picture. 





Name _____

Look at each sign in the garden.

 Trace each **G** and **g**. Then color each sign with **G red**  and **g blue** .


A garden scene with 12 signs on wooden posts. Each sign is a square with a wooden post and contains a dashed letter 'G' or 'g' on a three-line grid. The signs are arranged in three rows: the top row has four signs (g, G, g, G), the middle row has four signs (G, G, g, g), and the bottom row has four signs (g, G, G, g). There are various garden plants and flowers scattered around the signs.

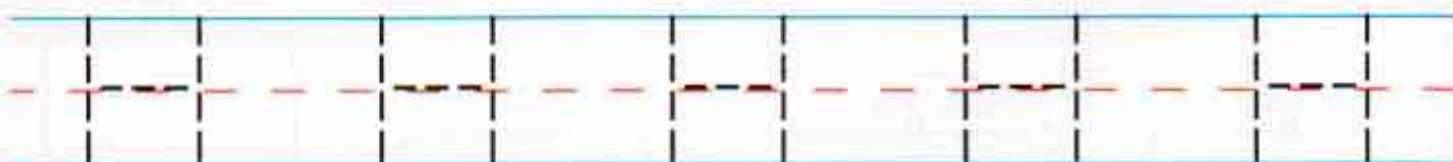
How many?

I have
 ___ G's
 ___ g's


Name _____

Letter Uppercase

 Trace the letters.





Letter Lowercase

 Trace the letters.




These pictures begin with the letter Hh.  Color the pictures.









Name _____

 Circle the H or h in these words:

- | | | | |
|---------|-------|-------|------|
| Heather | hose | house | Ben |
| Henry | horse | Amy | fat |
| hand | heart | hat | help |

 Circle the pictures that start with the sound of Hh.
 Color the pictures.

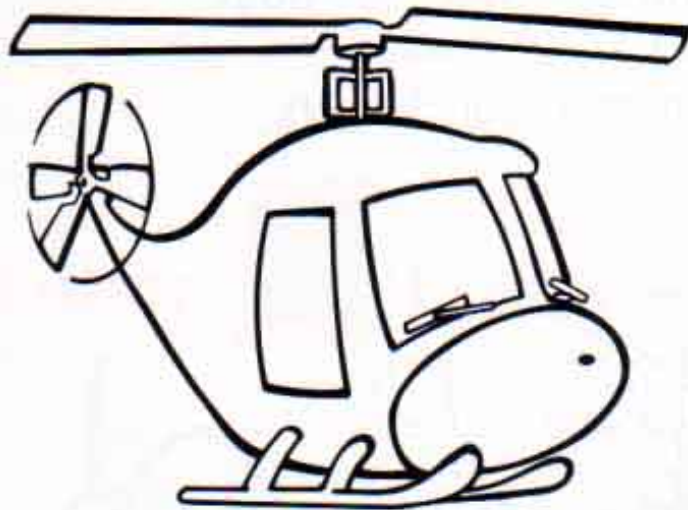


Name _____



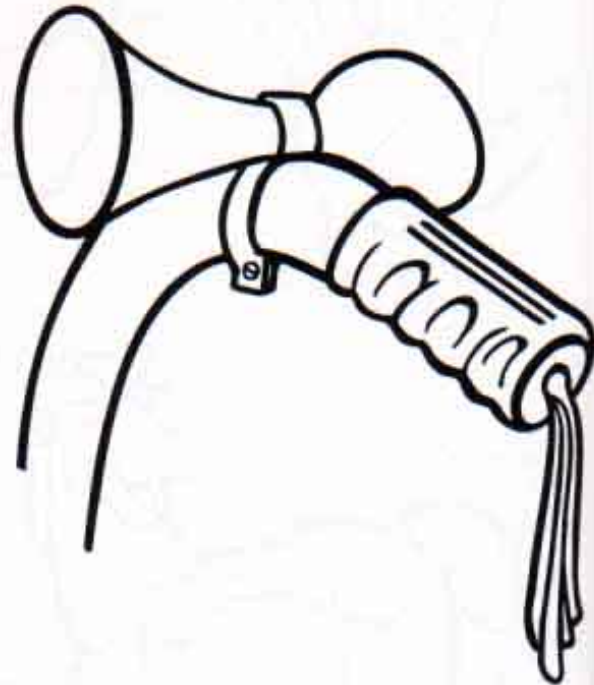
These words start with **H** or **h**.

 **Write** the lowercase **h** on the line.
Color the pictures. 




H is for _____ elicopter.

H is for _____ orn.



H is for _____ at.






Name _____

How many pictures can you find that begin with the sound of **Hh**?



 **Circle** them! **Color** the picture! 



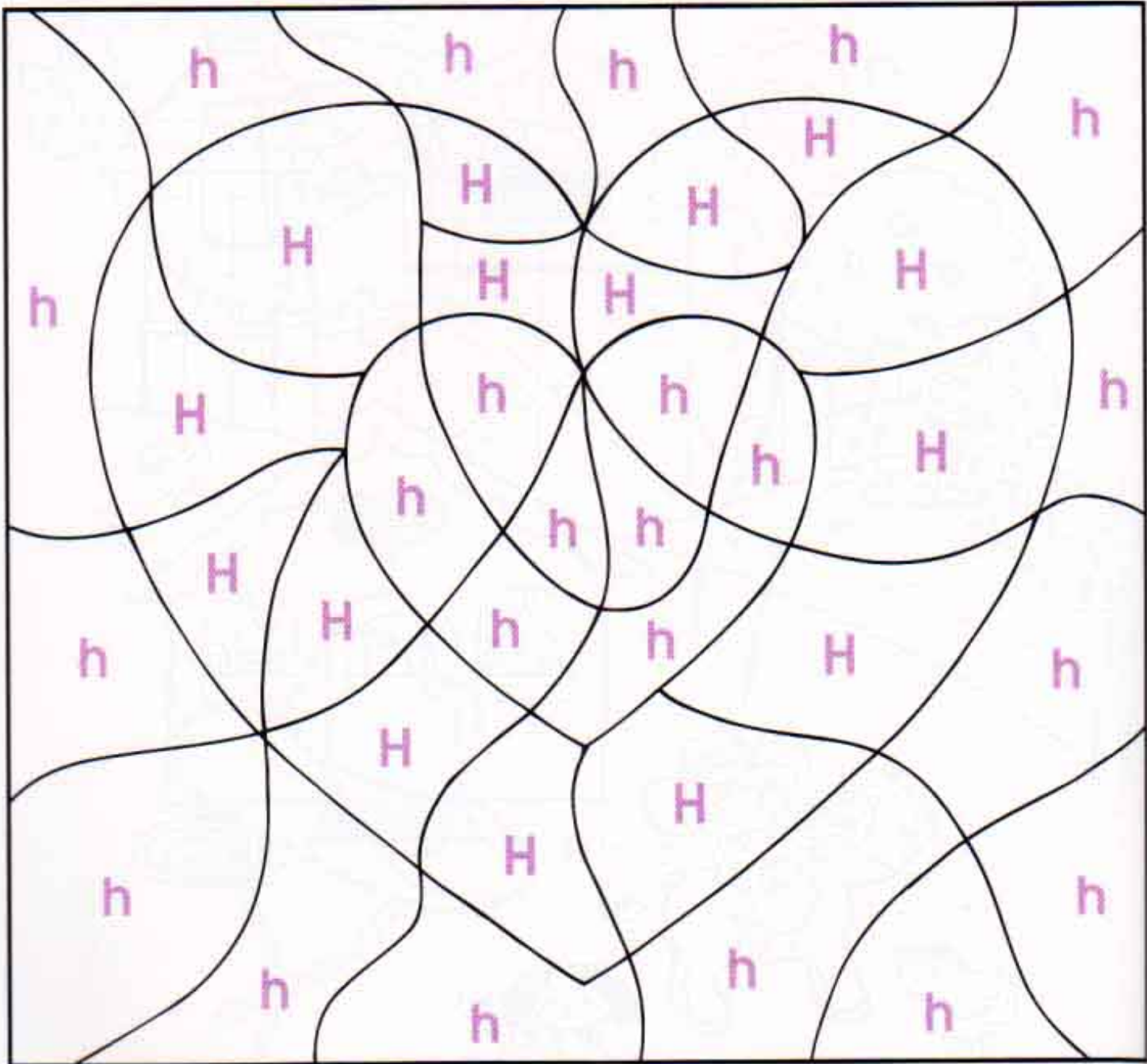


Name _____



 Color the spaces with the **UPPERCASE H** red.  Color the spaces with the **lowercase h** purple.

What did you find?





Name _____

Letter **I** Uppercase



Trace the letters.


Tracing practice for uppercase letter I. The first row shows a solid 'I', a dashed 'I' with stroke order arrows (1: down, 2: top bar, 3: bottom bar), and four more dashed 'I's for tracing. The second row contains five dashed 'I's for independent practice.

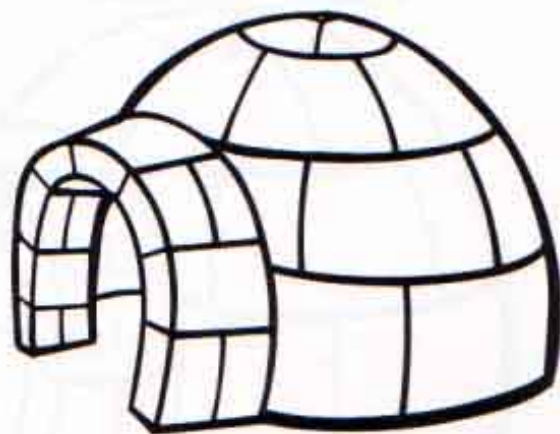
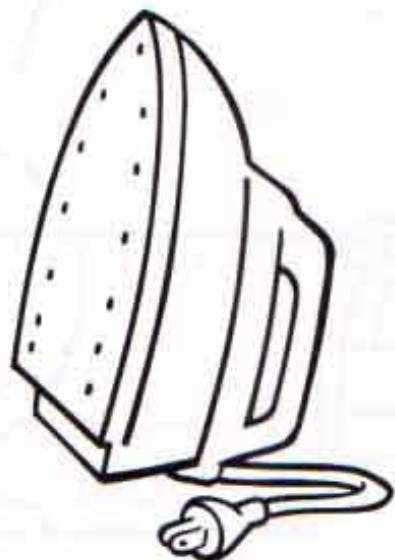
Letter **i** Lowercase



Trace the letters.


Tracing practice for lowercase letter i. The first row shows a solid 'i', a dashed 'i' with stroke order arrows (1: down, 2: dot), and four more dashed 'i's for tracing. The second row contains five dashed 'i's for independent practice.

These pictures begin with the letter **Ii**.  Color the pictures.






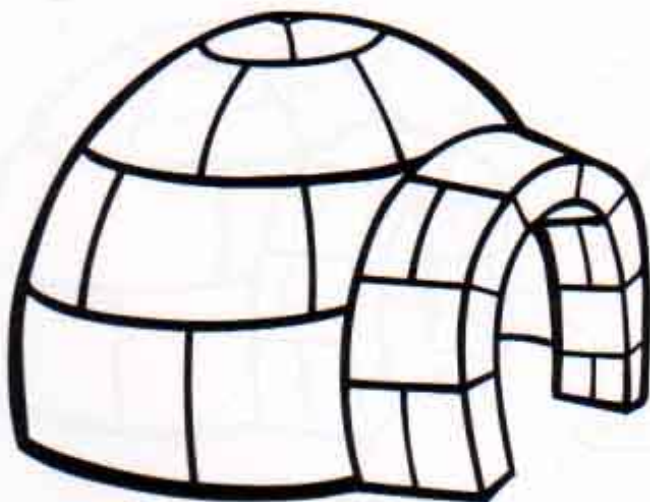


Name _____

 **Circle** the I or i in these words:

Irene ice cream igloo is
 Ivan home icing green
 flower cat ice Indian

The letter **Ii** can have more than one sound.  **Circle** the pictures that start with the sound of **Ii**.  **Color** the pictures.






Name _____

These words start with I or i.

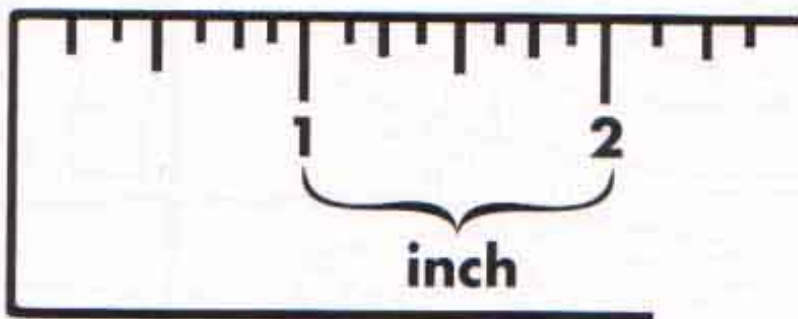
 Write the lowercase i on the line.
Color the pictures. 



I is for _____nsects.



I is for _____gloo.




I is for _____nch.



Name _____

Help read the 's smoke signals.

 Color each **I** red. Color each **i** blue. 


 Color the rest of the picture!






Name _____

Letter Uppercase


 Trace the letters.

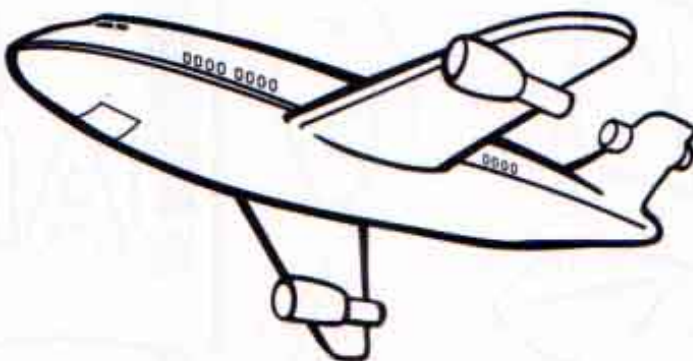
Tracing practice for uppercase letter J. The first row shows a solid 'J' followed by four dashed 'J's with arrows indicating the stroke direction. The second row shows five dashed 'J's for independent practice.

Letter Lowercase

 Trace the letters.


Tracing practice for lowercase letter j. The first row shows a solid 'j' followed by four dashed 'j's with arrows indicating the stroke direction. The second row shows five dashed 'j's for independent practice.

These pictures begin with the letter Jj.  Color the pictures.



Name _____




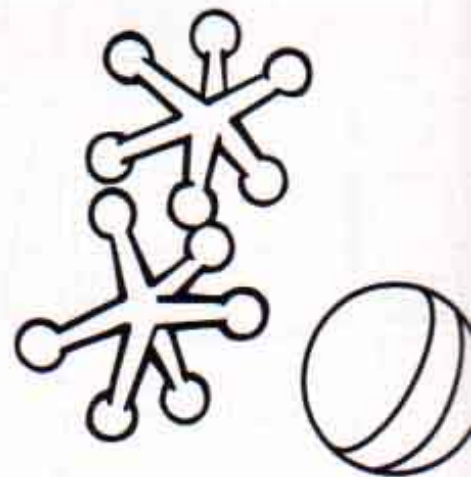
 Circle the J or j in these words:

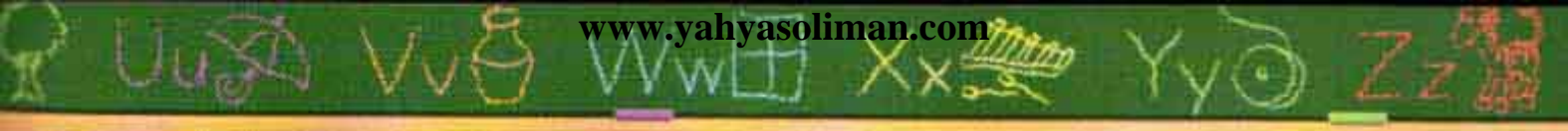
Jamal jump go Jennifer

took Jasmine jug jar

joke Jack leaf jelly

 Circle the pictures that start with the sound of Jj.
 Color the pictures.





Name _____




These words start with **J** or **j**.

 Write the lowercase **j** on the line.
Color the pictures. 



J is for _____ump rope.

J is for _____ar of _____am.



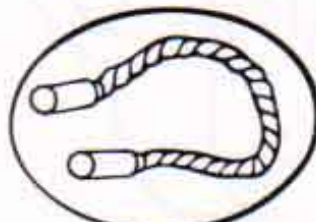


J is for _____ug.

Name _____



Jake Jaguar likes jellybeans!

 **Draw** a line from Jake Jaguar to each jellybean that has a picture that begins with the sound of **Jj**. **Color** the pictures with bright colors! 







Name _____




Can you find each hidden J and j in the picture?

 Color each J red. Color each j green. 
Then color the rest of the picture! 





Name _____

 Practice **writing** the letters **Aa-Jj** by **tracing** the **UPPER** and **lowercase** letters below.

Aa Bb Cc


Dd Ee Ff Gg

Hh Ii Jj


Aa Bb Cc

Dd Ee Ff Gg

Hh Ii Jj



Name _____

 **Trace** the letters **Aa-Jj**. Then practice **writing** them on the lines below.


Aa Bb Cc






Dd Ee Ff Gg

Hh Ii Jj



Name _____

 Draw a line to connect the **UPPER** and **lowercase** letters that belong together.



Hh

Ii

Jj

Kk

Ll

Mm


Review

A-U

Name _____




Draw a line to connect the **UPPER** and **lowercase** letters that belong together.







Name _____



 Draw a line to connect the **UPPER** and **lowercase** letters that belong together.






Name _____

Review




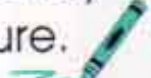
What belongs on the **A**, **B**, and **C** trees?

 **Color** the pictures that are on the correct letter tree. **Color** the rest of the picture. 





Name _____

 Start with the letter **a** and connect the dots as you say the alphabet.
Color the picture. 





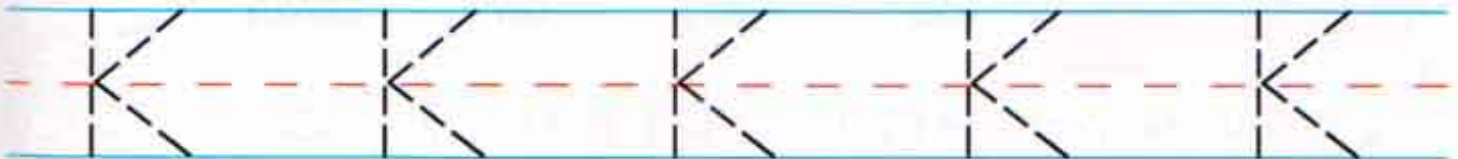
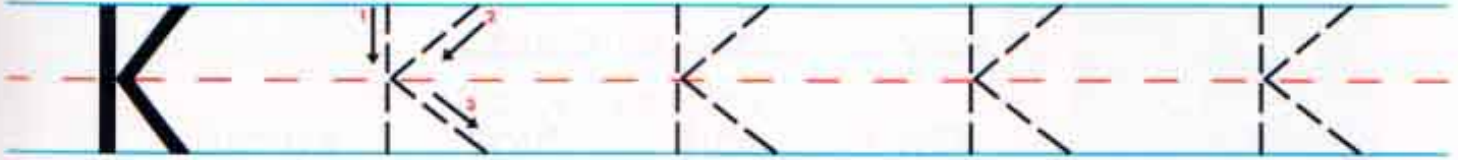
Name _____



Letter **K** Uppercase



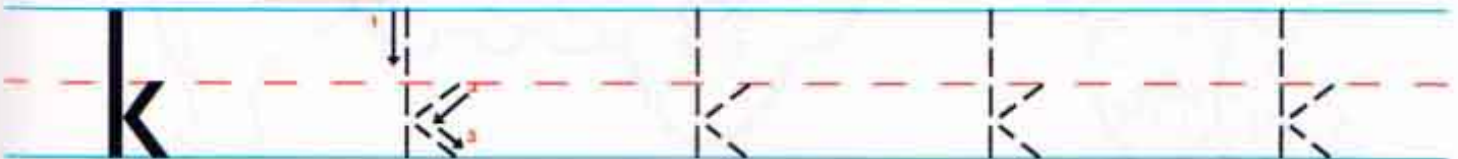
Trace the letters.





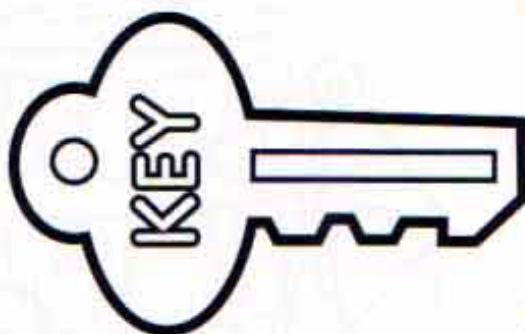
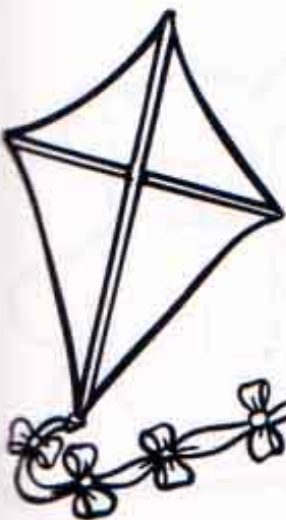
Letter **k** Lowercase



Trace the letters.



These pictures begin with the letter Kk.  Color the pictures.



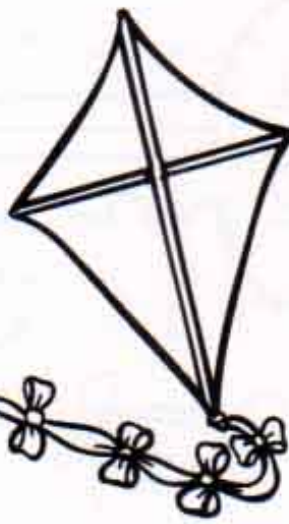
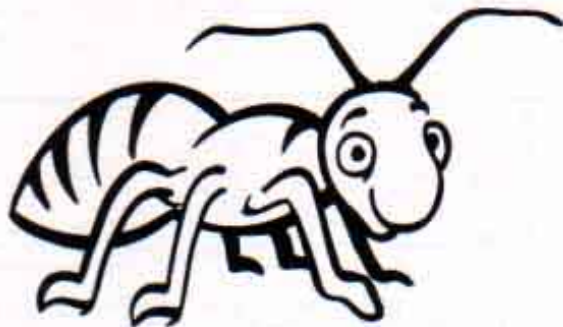
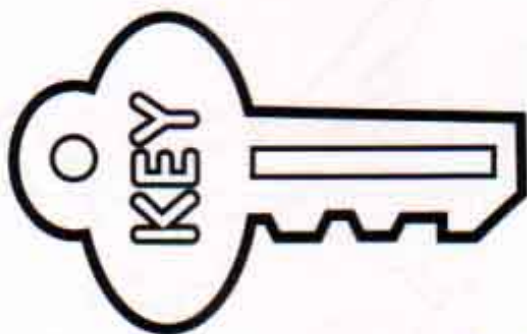


Name _____

 Circle the K or k in these words:

- | | | | |
|-----|-------|------|----------|
| key | kite | soda | kangaroo |
| Kim | cart | high | karate |
| toe | Kelly | art | Kevin |



 Circle the pictures that start with the sound of Kk.
 Color the pictures.






Name _____

These words start with **K** or **k**.

 Write the **lowercase k** on the line.
Color the pictures. 



K is for _____angaroo.



K is for _____ing.




K is for _____eg.

Name _____



 **Color** each space **brown** that has a picture in it that begins with the sound of **Kk**. **Color** the other spaces **green** to see what hops, jumps, and kicks. 






Name _____




Look at each letter on the kites.

Match the letters on the sections of the kites and **color** them the correct colors. Then **color** the rest of the picture.



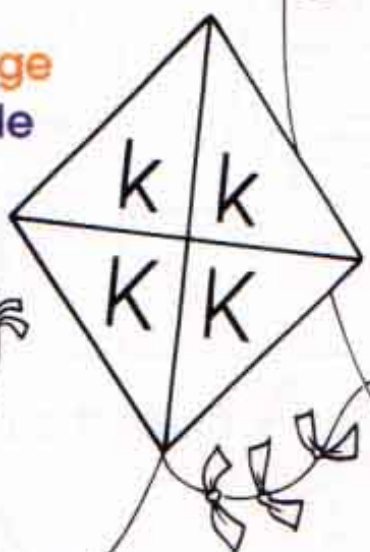
K = blue
k = yellow



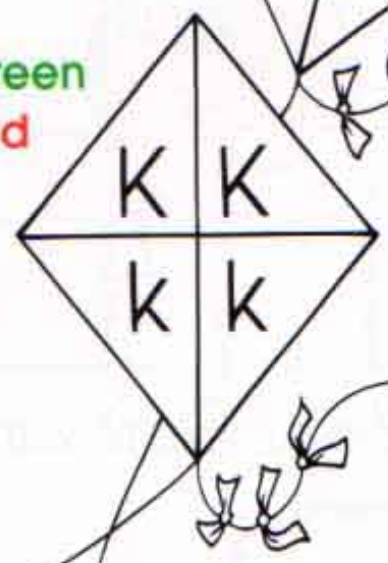
K = yellow
k = red



K = orange
k = purple




K = green
k = red






Name _____

Letter Uppercase


 Trace the letters.


Handwriting practice lines for uppercase letter L. The first row shows a solid L with stroke order arrows: a vertical line down from top to bottom, and a horizontal line from left to right at the bottom. This is followed by four rows of dashed L's for tracing, each within a set of three horizontal lines (top, middle-dashed, bottom).

Letter Lowercase

 Trace the letters.


Handwriting practice lines for lowercase letter l. The first row shows a solid l with a stroke order arrow: a vertical line down from the middle dashed line to the bottom line. This is followed by four rows of dashed l's for tracing, each within a set of three horizontal lines (top, middle-dashed, bottom).

These pictures begin with the letter **Li**.  Color the pictures.






Name _____



 **Circle** the L or I in these words:

letter Larry lion Leah

lamp ladder book net

leaf television leap lap

 **Circle** the pictures that start with the sound of LI.
Color the pictures.






Name _____




These words start with **L** or **I**.


 Write the **lowercase l** on the line.
Color the pictures. 



L is for _____amp.



L is for _____ock.



L is for _____emons.



Letter

Ll

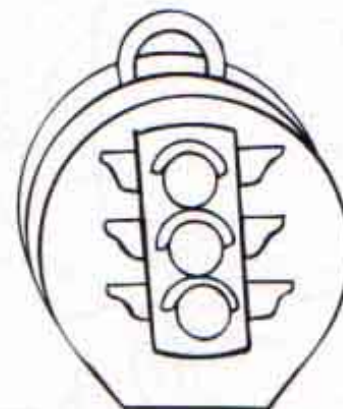
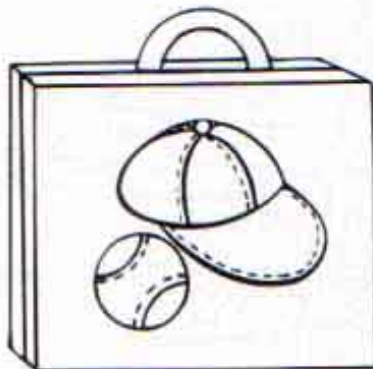

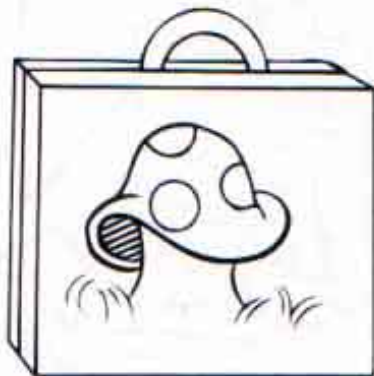


Name _____

Lucy lost her luggage! Help her find it.

 **Color** the pictures on the luggage that begin with the sound of **Ll**. Then **color** Lucy's clothes! 

luggage



Name _____



It is fun to rake the fall leaves!

 Color the leaves with **L orange**. Color the leaves with **l red**. 

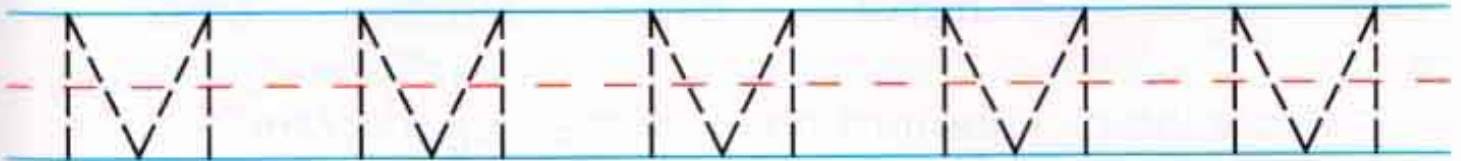
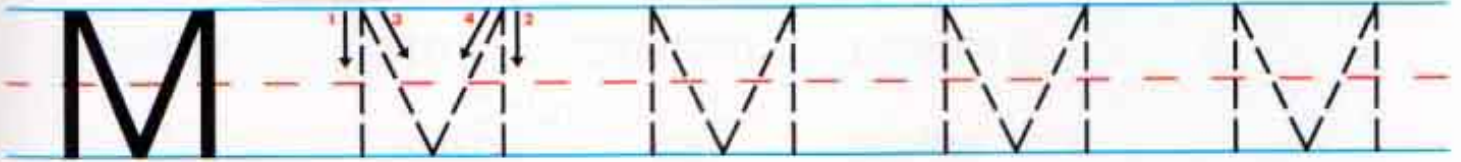


Name _____

Letter M Uppercase



Trace the letters.







Letter m Lowercase



Trace the letters.



These pictures begin with the letter Mm.  Color the pictures.



Name _____



 Circle the M or m in these words:

- | | | | |
|--------|--------|--------|-------|
| man | monkey | nest | Maria |
| spider | hat | flower | mask |
| make | bird | Martin | Mark |

 Circle the pictures that start with the sound of Mm.
Color the pictures. 



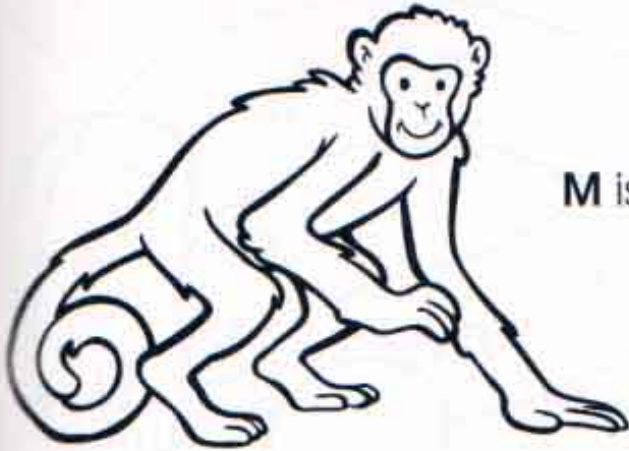


Name _____



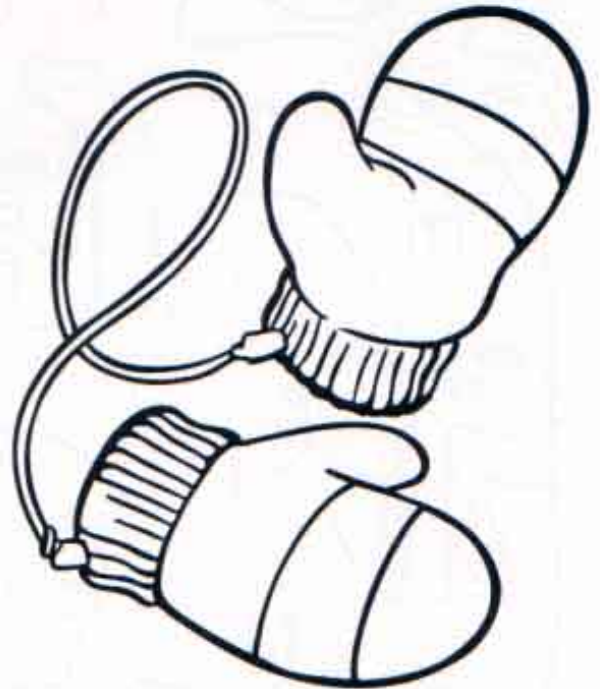
These words start with **M** or **m**.

 Write the lowercase **m** on the line.
Color the pictures. 



M is for _____ onkey.

M is for _____ ittens.




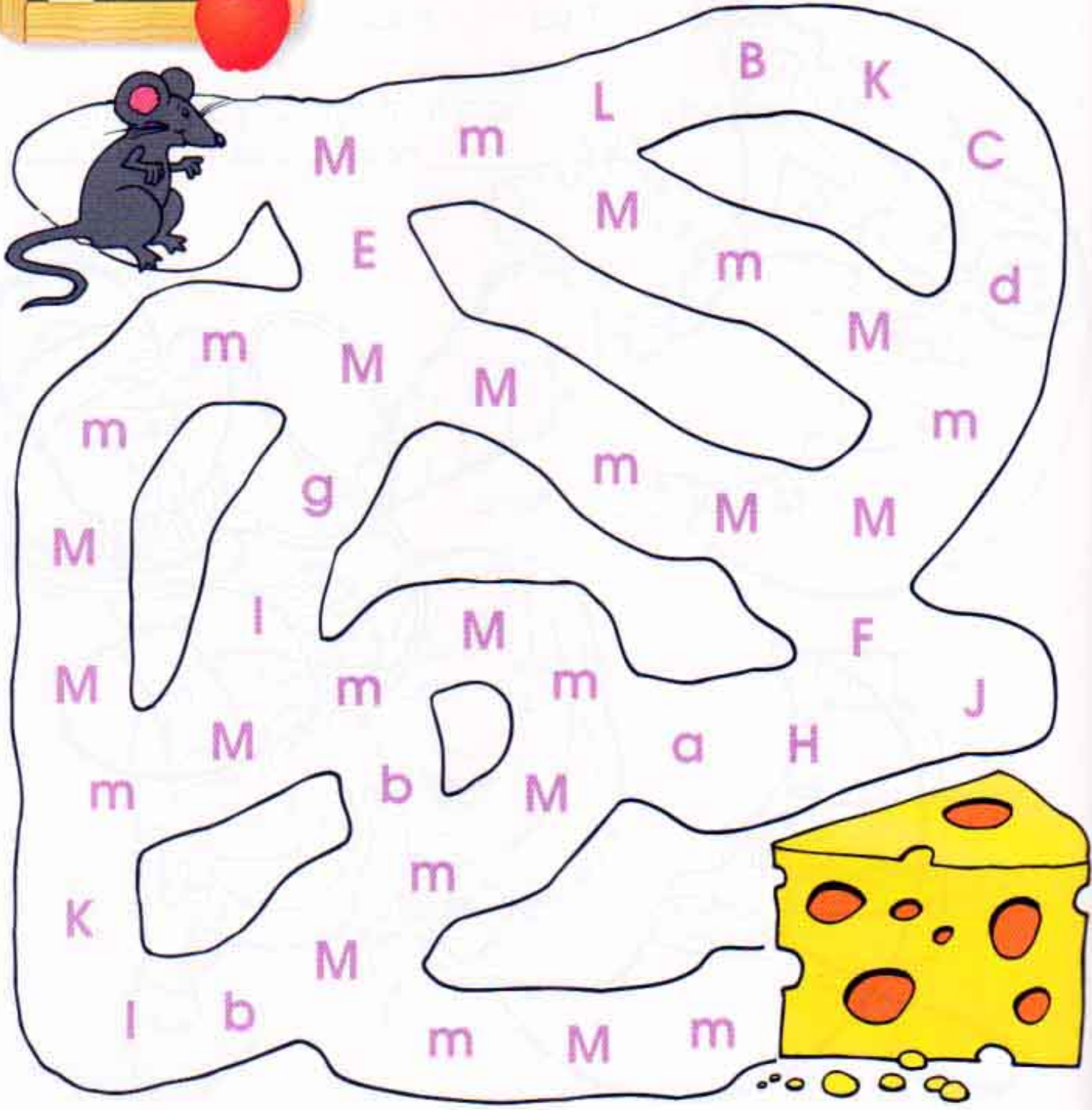
M is for _____ oon.

Name _____






You can help the  find the cheese.



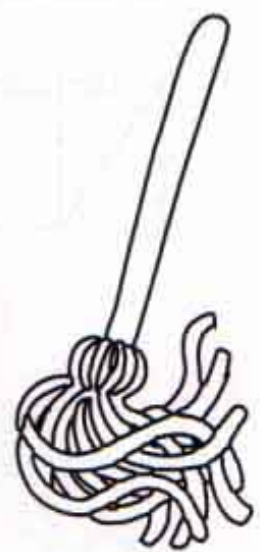

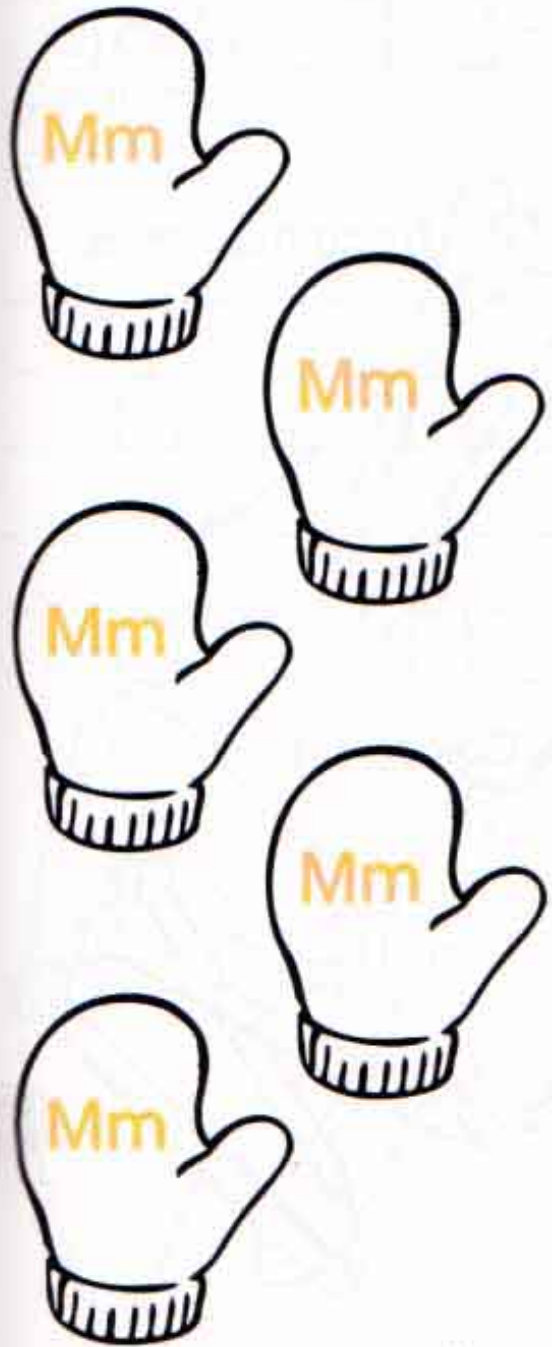
 Draw a **green** line to follow each **M** and **m**.






Name _____

 Draw a line from each  to a picture that begins with the sound of **Mm**.
 Color the pictures.




Name _____

Letter Uppercase


 Trace the letters.



Letter Lowercase

 Trace the letters.



These pictures begin with the letter **Nn**.  Color the pictures.



Letter

Nn



Name _____



Circle the N or n in these words:

Nathan man net nine



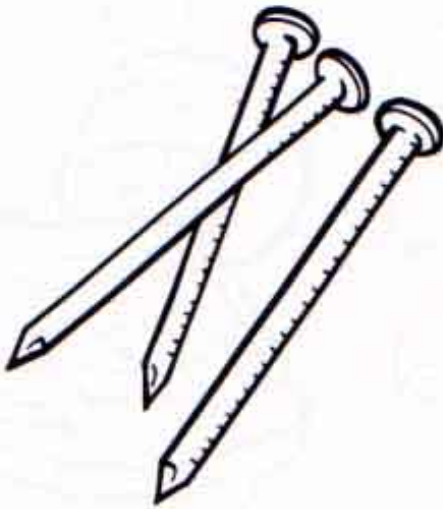
under ball no nest

Mary Nancy nails never



Circle the pictures that start with the sound of Nn.

Color the pictures.



Name _____



These words start with **N** or **n**.

 Write the lowercase **n** on the line.
 Color the pictures.



N is for _____ est.



N is for _____ uts.




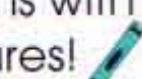
N is for _____ et.

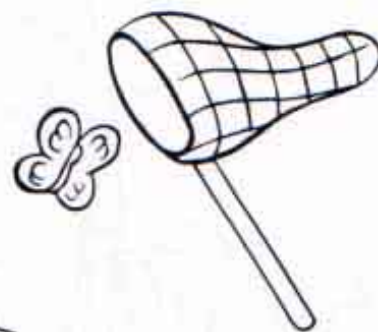



Name _____



Nice Nate likes to share peanuts.

 **Draw** a circle around each picture that begins with the sound of **Nn**. Then **color** all the pictures! 






Name _____

Can you find each **N** and **n** that is hidden in the room?

 **Color** each **N purple** and each **n orange**.  Then **color** the rest of the room! 





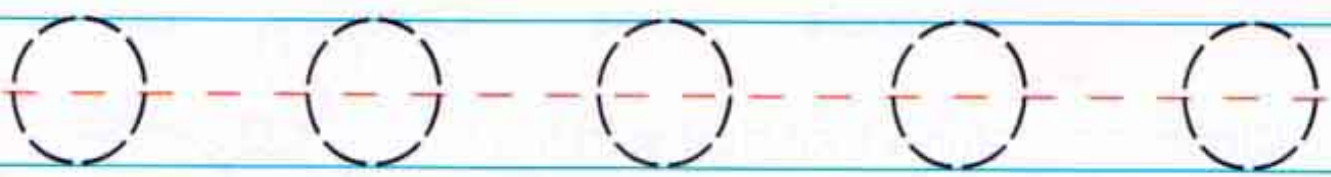
Name _____



Letter **O** Uppercase



Trace the letters.





Letter **o** Lowercase



Trace the letters.



These pictures begin with the letter **Oo**.  Color the pictures.



Name _____





Circle the O or o in these words:

- Olivia owl octopus once
- flower cat only Owen
- apple yes Omaha out



Circle the pictures that start with the sound of Oo.

Color the pictures.



Name _____



These words start with O or o.


 Write the lowercase o on the line.
 Color the pictures.



O is for _____ strich.



O is for _____ ven.



O is for _____ ctopus.




Name _____



See what has 8 legs and lives in the ocean.

 Color the spaces with **Oo brown**. Color the other spaces **blue**. 



Hh

Ii

Jj


Kk


Ll


Mm


Name _____



Color the O's with the color named. 


 Trace and color the petals.


Color the picture. 





Name _____



 Practice **writing** the letters **Aa-Oo** by **tracing** the **UPPER** and **lowercase** letters below.

Aa Bb Cc Dd Ee

Ff Gg Hh Ii Jj


Kk Ll Mm Nn Oo


Aa Bb Cc Dd Ee

Ff Gg Hh Ii Jj

Kk Ll Mm Nn Oo

Name _____




 **Trace** the letters **Aa-Oo**. Then practice **writing** them on the lines below.

Aa Bb Cc Dd Ee


Ff Gg Hh Ii Jj

Kk Ll Mm Nn Oo

Name _____



The Mouse on the Moon

 **Connect** the dots from **A-O**. What do you see?

A • • • O • B

• N • C

• D

• M


• E


J • K

• F


• L

• H • G







Name _____


Climb the ladder and  **trace** the letters to save the princess!

Save the princess by climbing the alphabet ladder!

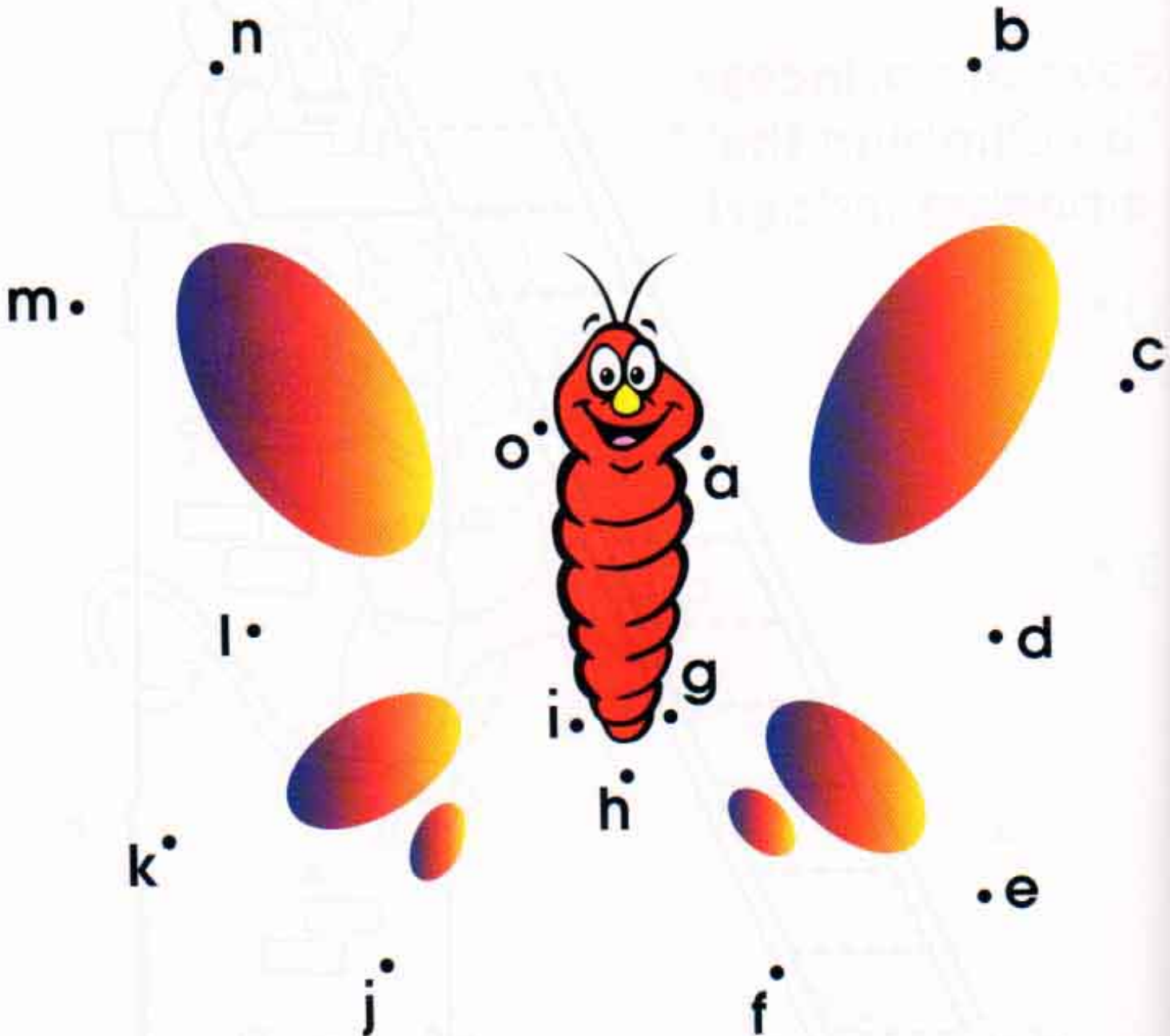




Name _____

 **Connect** the dots as you say the alphabet, starting with the letter **a**.

What do you see?


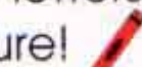


Name _____

Review



Alphabet Camping

 **Trace** the letters on the tent.
Color the picture! 



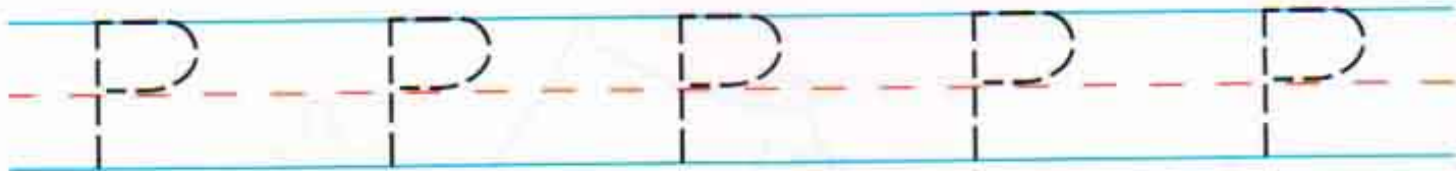
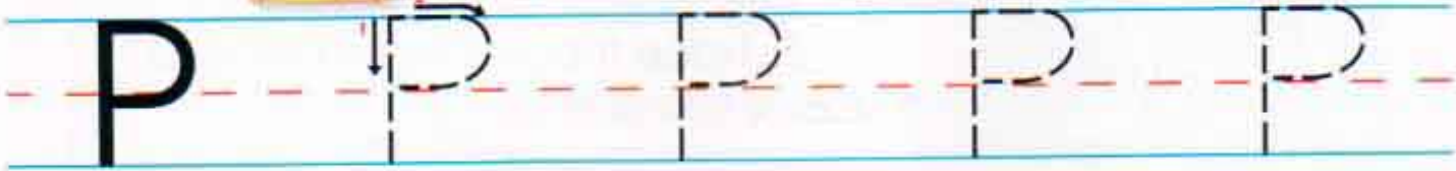


Name _____

Letter **P** Uppercase




Trace the letters.



Letter **p** Lowercase



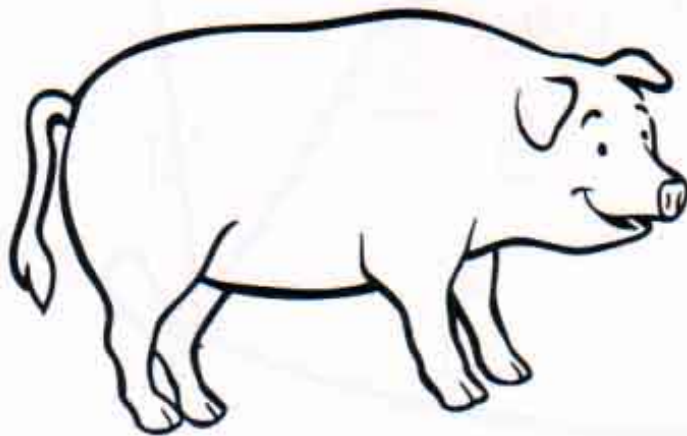
Trace the letters.



These pictures begin with the letter **Pp**.



Color the pictures.



Letter

Pp



Name _____





Circle the P or p in these words:

- pencil Paul balloon pig
- dog party penny Patty
- pumpkin pie pen play



Circle the pictures that start with the sound of Pp.
Color the pictures.



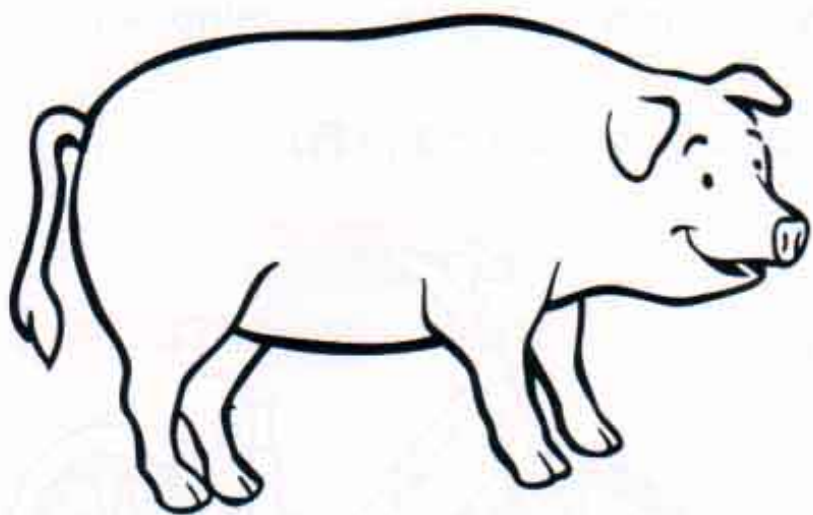


Name _____

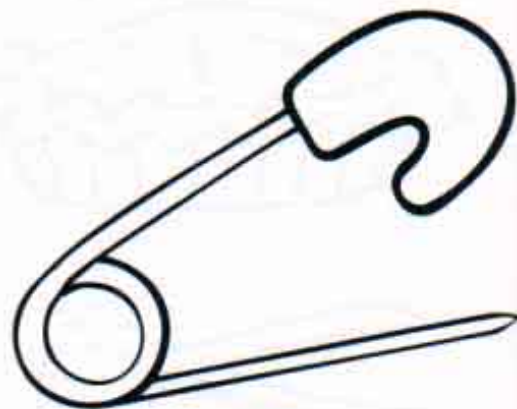


These words start with **P** or **p**.

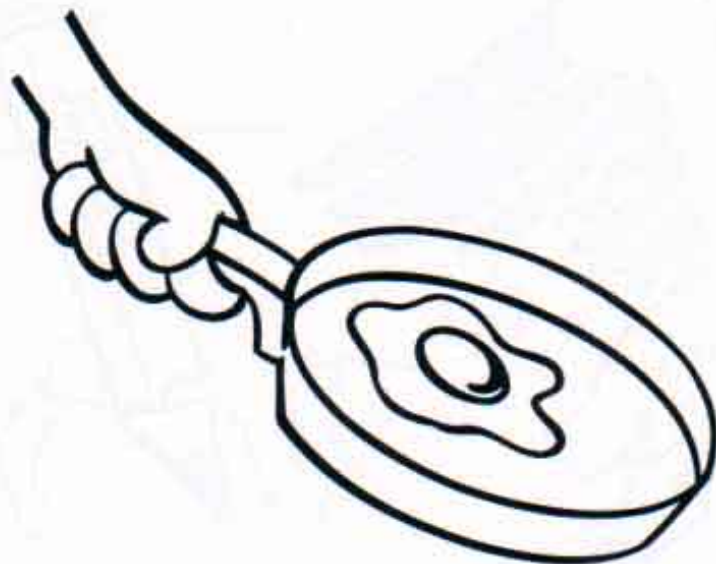
 **Write** the lowercase **p** on the line.
Color the pictures. 



P is for _____ig.




P is for _____in.




P is for _____an.



Name _____




If the picture begins with the sound of **Pp**, leave the space **white**.


 **Color** all of the other spaces **red** to find a popping good snack!



Name _____




 Color each **P** or **p** on the pizza **red**. Then color the rest of the pizza. 






Name _____

Letter Uppercase


 Trace the letters.


Tracing practice for uppercase Q. The first row shows a solid Q followed by four dashed Qs with numbered arrows indicating stroke direction. The second row shows five dashed Qs for tracing.

Letter Lowercase

 Trace the letters.


Tracing practice for lowercase q. The first row shows a solid q followed by four dashed qs with numbered arrows indicating stroke direction. The second row shows five dashed qs for tracing.

These pictures begin with the letter Qq.  Color the pictures.


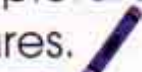




Name _____



 Circle the Q or q in these words:

- | | | | |
|---------|--------|---------|-------|
| pop | Quincy | quarter | quilt |
| bike | quit | Quinn | quiet |
| balloon | Mary | quail | fun |

 Circle the pictures that start with the sound of Qq.
 Color the pictures.



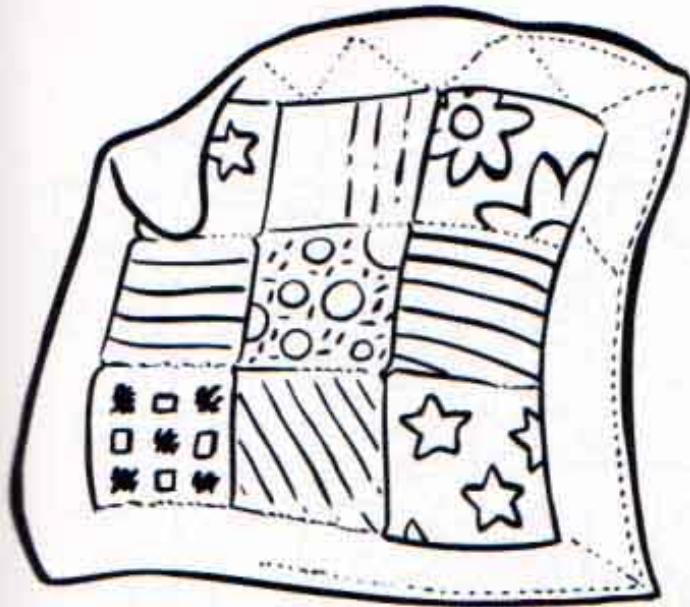


Name _____



These words start with **Q** or **q**.

 Write the lowercase **q** on the line.
Color the pictures. 



Q is for _____uilt.



Q is for _____ueen.





Q is for _____uarter.

Name _____



 Color the sections of pictures that begin with the sound of **Qq** red. Color all of the other sections **yellow**. 






Name _____

Look how quiet everything in the picture seems.

Can you find each Q and q? Color each Q blue and each q yellow.





Name _____

Letter **R** Uppercase



Trace the letters.





Letter **r** Lowercase



Trace the letters.



These pictures begin with the letter **Rr**.  Color the pictures.



Uu

Vv

Ww

Xx

Yy

Zz

Name _____






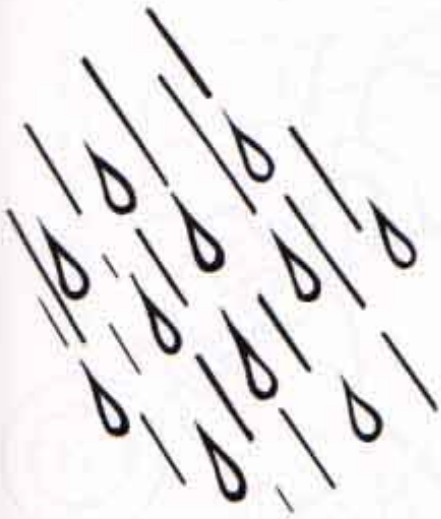

Circle the R or r in these words:

- | | | | |
|------|--------|--------|--------|
| rain | roses | Robert | nuts |
| rake | rabbit | pin | four |
| red | ring | Renee | rocket |



Circle the pictures that start with the sound of Rr.

Color the pictures.




Name _____



These words start with **R** or **r**.

 Write the lowercase **r** on the line.
Color the pictures. 



R is for _____abbit.




R is for _____attle.





R is for _____accoon.




Name _____



Help Rodeo Raccoon rope the R's.

 **Draw** a circle around each picture that begins with the sound of **Rr**. **Color** the picture with fun colors for Rodeo Raccoon! 





Name _____

 Trace each **R** and **r**.  Color each raindrop with **R green**. Color each raindrop with **r blue**.  Use the same colors for the letters on the umbrella.





Name _____



Letter **S** Uppercase



Trace the letters.

S

S

S

S

S

S

S

S

S

S



Letter **s** Lowercase



Trace the letters.

s

s

s

s

s

s

s

s


s

s

These pictures begin with the letter **Ss**.




Color the pictures.







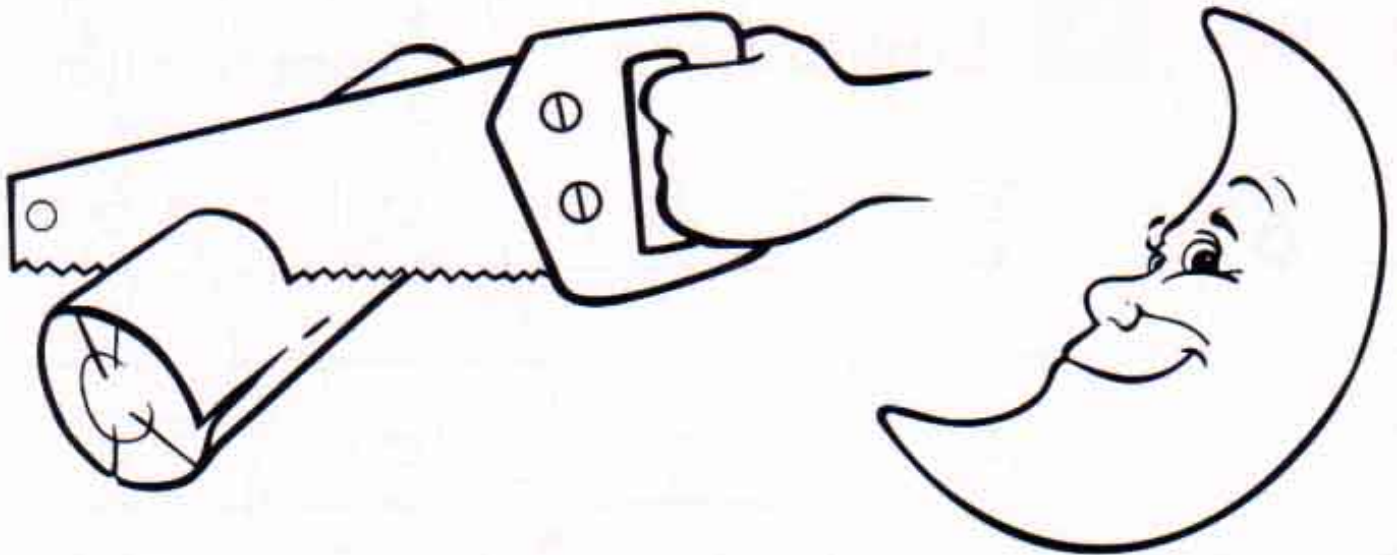
Name _____



 Circle the **S** or **s** in these words:

- | | | | |
|-------|-----|-------|----------|
| sun | see | milk | six |
| Sam | saw | men | sailboat |
| Susie | sea | silly | swan |

 Circle the pictures that start with the sound of **Ss**.
Color the pictures. 



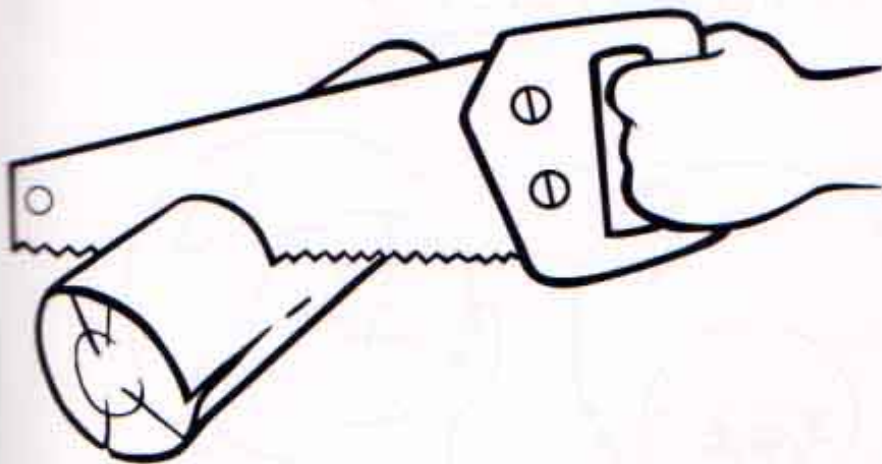


Name _____




These words start with **S** or **s**.

 **Write** the lowercase **s** on the line.
Color the pictures. 



S is for _____aw.

S is for _____un.


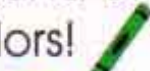



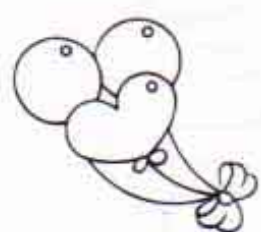



S is for _____nake.

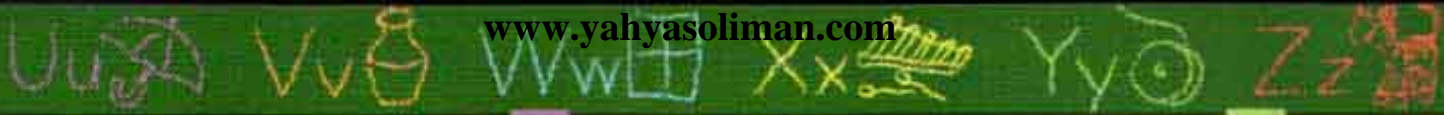
Name _____



Help Simon Seal decide what he should store in his safe.

 **Draw** a line from the safe to each picture that begins with the sound of **Ss**. **Color** the pictures with bright colors! 



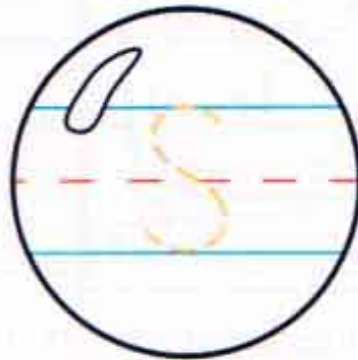
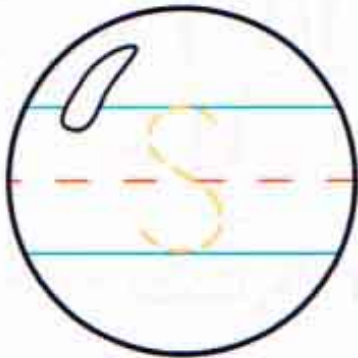
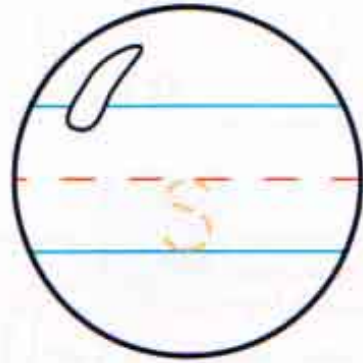
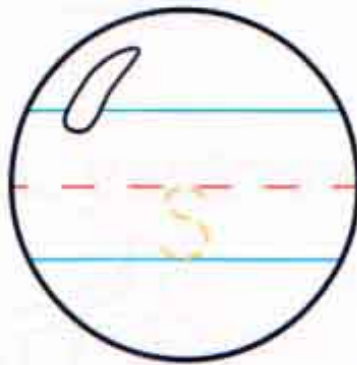
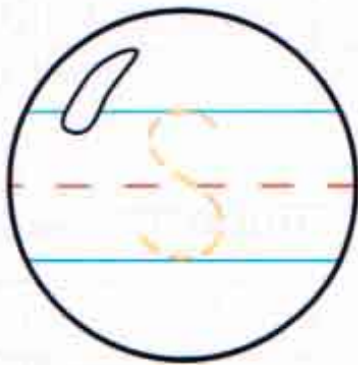


Name _____



 Trace each **S** and **s**.

 Color each bubble with **S** yellow. Color each bubble with **s** purple. 





Name _____

Letter **T** Uppercase



Trace the letters.

Tracing practice for uppercase 'T'. The first row shows a solid 'T' followed by a dashed 'T' with numbered arrows indicating stroke order: 1 for the vertical line (down) and 2 for the horizontal top bar (right). This is followed by two rows of empty handwriting lines (top blue, middle dashed red, bottom blue) with dashed 'T's for tracing.



Letter **t** Lowercase



Trace the letters.

Tracing practice for lowercase 't'. The first row shows a solid 't' followed by a dashed 't' with numbered arrows indicating stroke order: 1 for the vertical line (down) and 2 for the horizontal top bar (right). This is followed by two rows of empty handwriting lines with dashed 't's for tracing.

These pictures begin with the letter **Tt**.  Color the pictures.





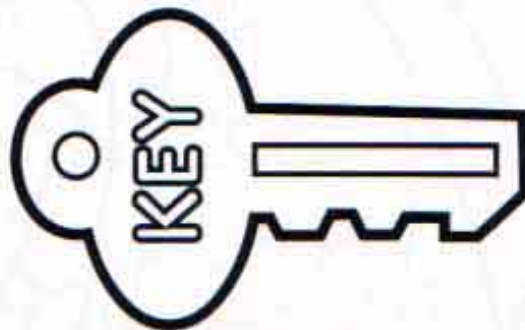

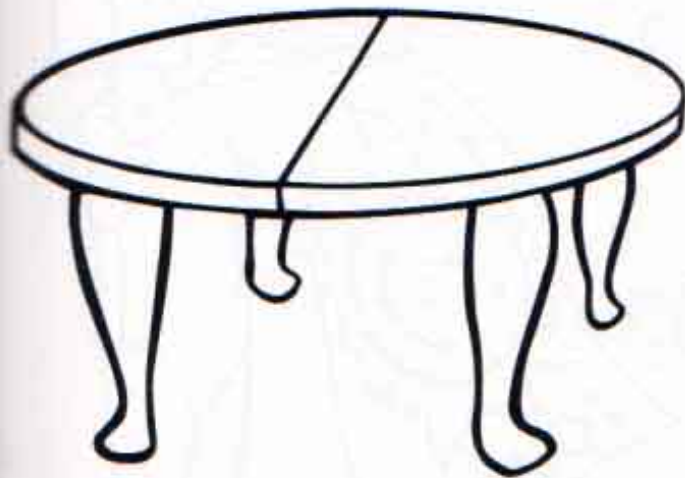
Name _____



Circle the T or t in these words:

Taylor four table tiger
 girl Timothy two fish
 television telephone time

Circle the pictures that start with the sound of Tt.
 Color the pictures.






Name _____


These words start with T or t.

 Write the lowercase t on the line.
 Color the pictures.



T is for _____urtle.

T is for _____owel.



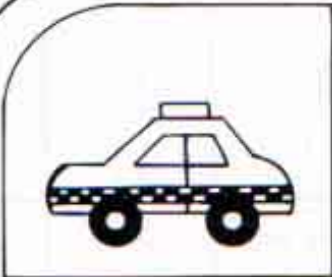






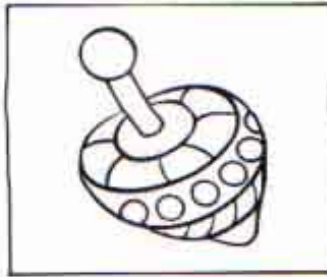

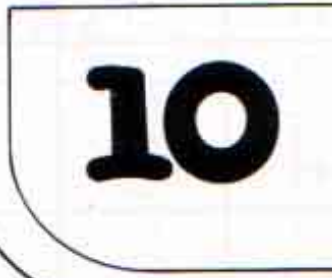

T is for _____ent.



Name _____



 Color the pictures that begin with the sound of **Tt orange**. Then **color** the rest of the picture with bright colors. 

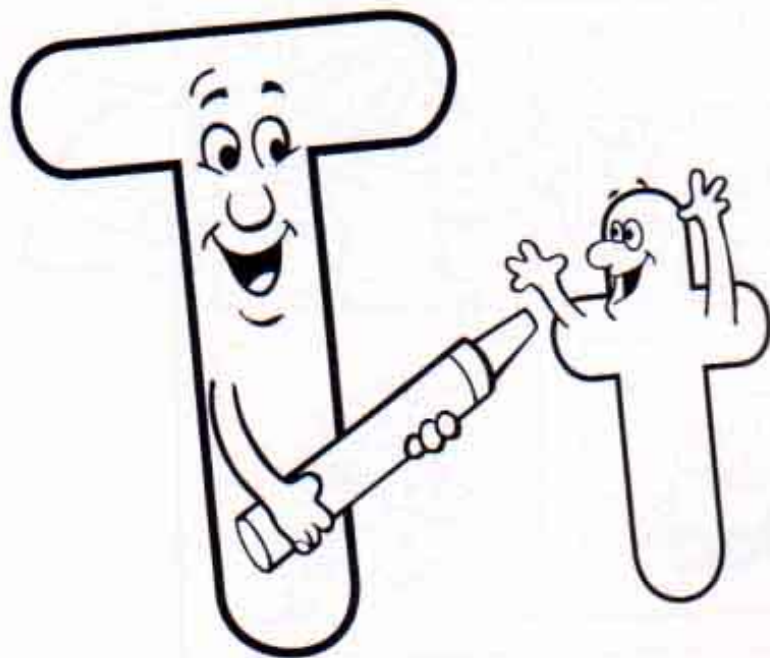
Name _____



Do you like to play tic-tac-toe?

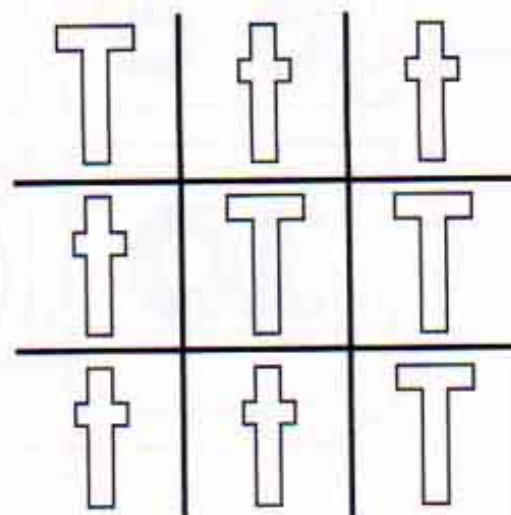
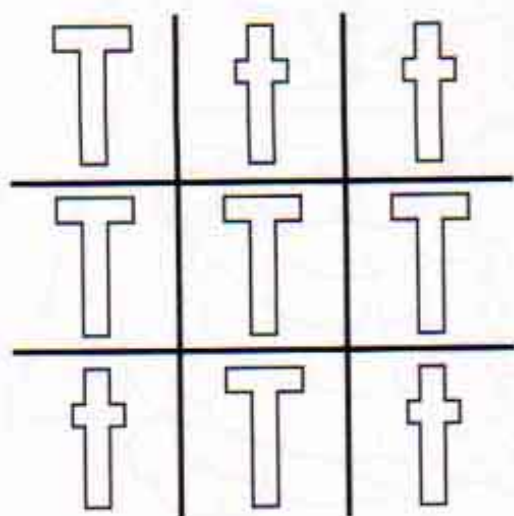
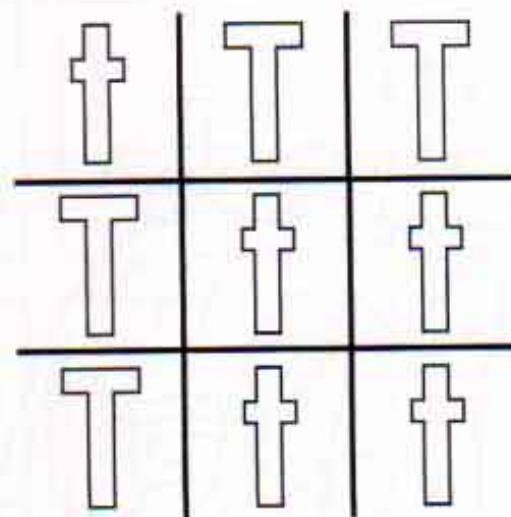
 **Color** each T and t with the correct color.
Draw a line to win tic-tac-toe. 


T = red
t = green



T = blue
t = yellow

T = purple
t = orange





Name _____



Trace the letters **Aa-Tt**. Then practice **writing** them on the lines below.

Aa

Bb

Cc

Dd

Ee

Ff

Gg

Hh

Ii

Jj



Name _____



Trace the letters **Aa-Tt**. Then practice **writing** them on the lines below.

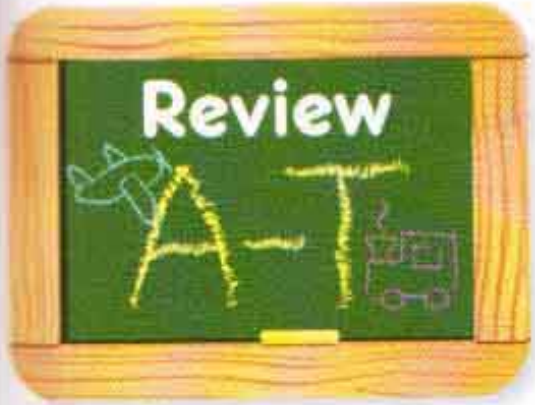
Kk Ll Mm

Nn Oo Pp


Qq Rr Ss Tt

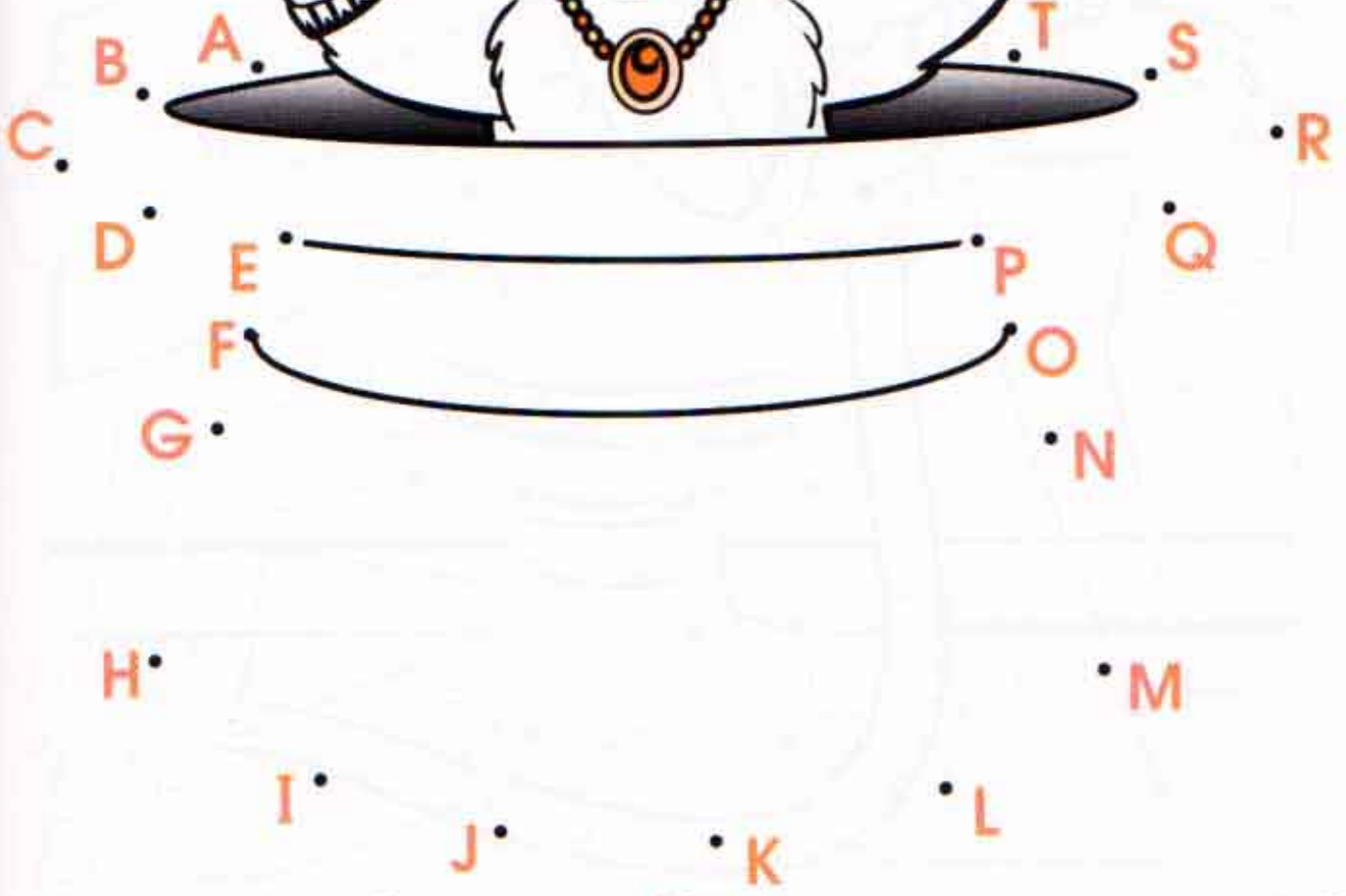


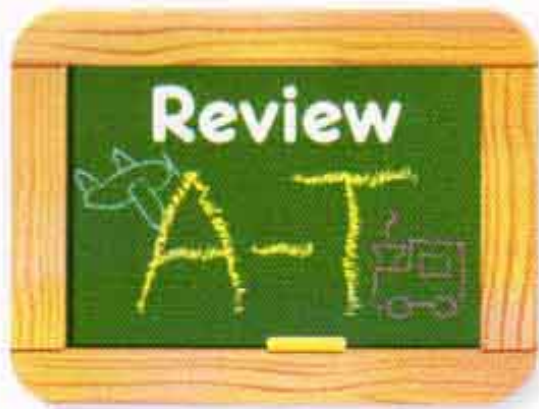
Name _____



What is the Rabbit Queen jumping out of?



 **Connect** the dots starting with the letter **A**, and you will see!





Name _____

Who puts out fires and helps keep you safe?

 **Connect** the dots as you say the alphabet, starting with the letter **a**. **Color** the picture. 



Hh

Ii


Jj

Kk


Ll

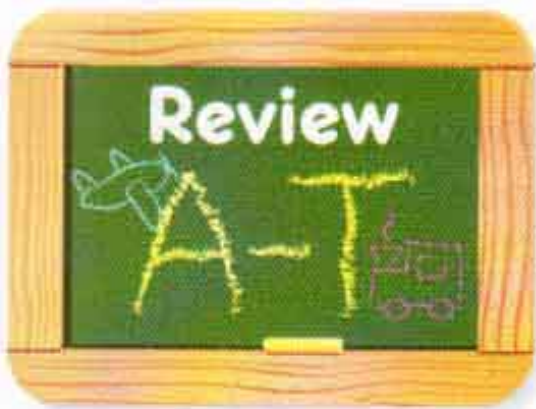
Mm

Name _____









Follow the maze and say each letter. Start with "A" for ant and end with "T" for turtle. **Color** the pictures!





Name _____

 Draw a line to connect the **UPPER** and **lowercase** letters that belong together. **Color** the pictures. 







Review



Name _____

 Draw a line to connect the **UPPER** and **lowercase** letters that belong together. **Color** the pictures. 



T



S



I



R



r



S



L

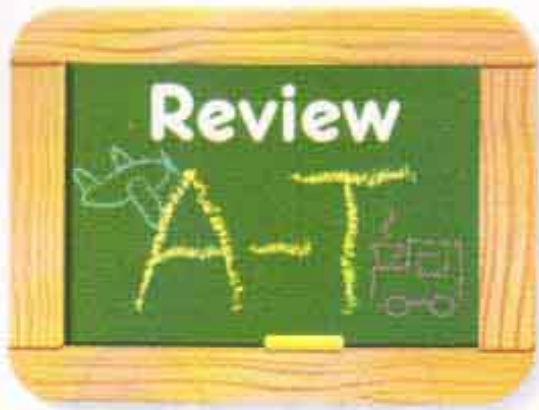


t

Name _____



Trace the **UPPERCASE** letters A-T.



A	B	C	D
E	F	G	H
I	J	K	L
M	N	O	P
Q	R	S	T



Review



Name _____



Trace the lowercase letters a-t.
Then write the UPPERCASE letters from
the page before with their matching
lowercase letters on this page.

a

b

c

d

e

f

g

h

i

j

k

l

m

n

o

p

q

r

s

t

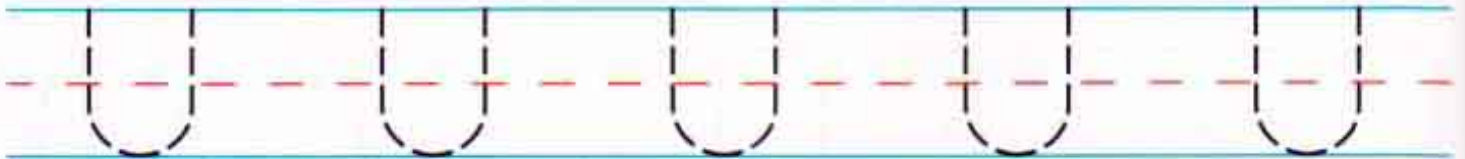


Name _____

Letter U Uppercase



Trace the letters.




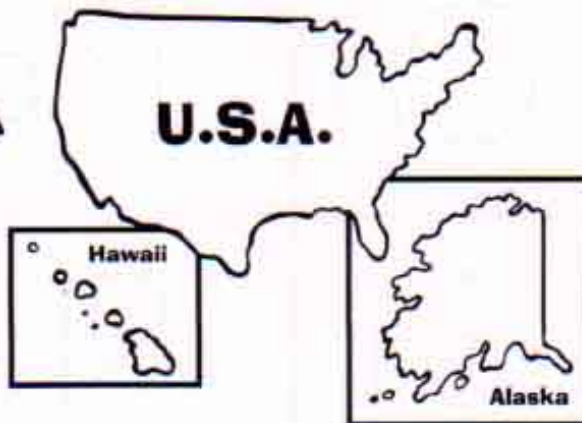
Letter u Lowercase



Trace the letters.




These pictures begin with the letter Uu.  Color the pictures.



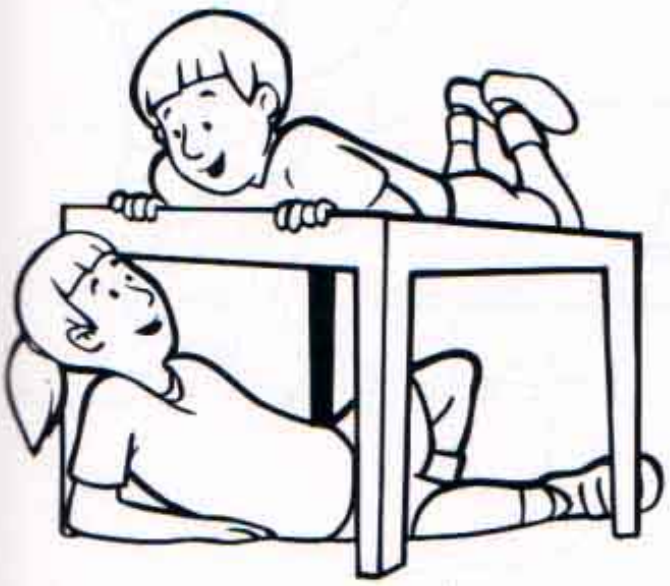

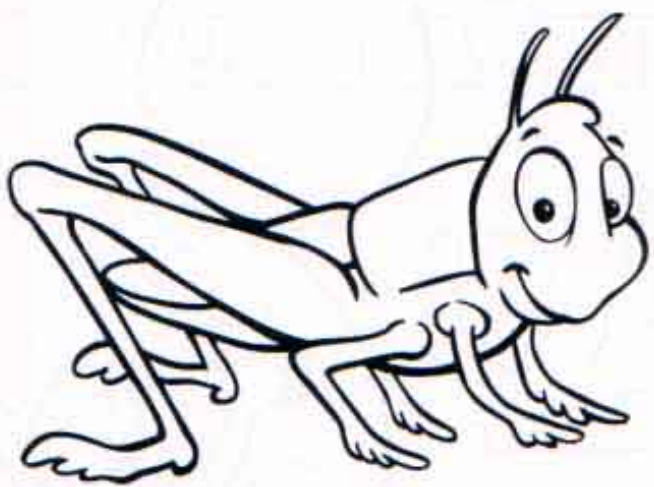


Name _____

 Circle the **U** or **u** in these words:

- | | | | |
|----------|---------|--------|------|
| under | unicorn | unless | for |
| umbrella | up | down | also |
| funny | flower | laugh | use |

The letter **Uu** can have more than one sound.  Circle the pictures that start with the sound of **Uu**.  Color the pictures.




Name _____




These words start with **U** or **u**.

 **Write** the lowercase **u** on the line.
Color the pictures. 



U is for _____ nicorn.



U is for _____ p.



U is for _____ mbrella.




Name _____



Find each hidden **U** and **u**.


 **Color each U purple.**  **Color each u orange.** Then **color** the rest of the picture. 

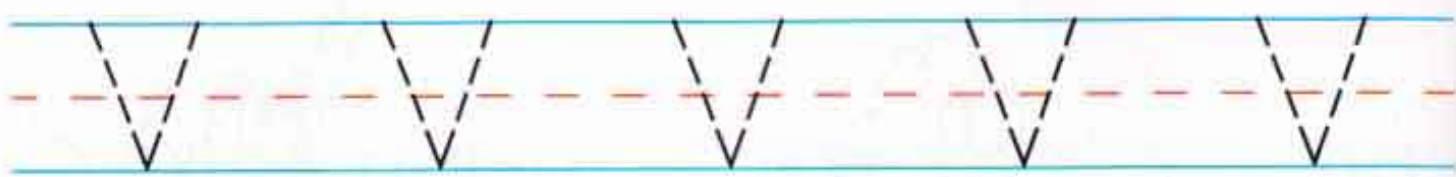





Name _____

Letter Uppercase


 Trace the letters.





Letter Lowercase

 Trace the letters.



These pictures begin with the letter Vv.  Color the pictures.




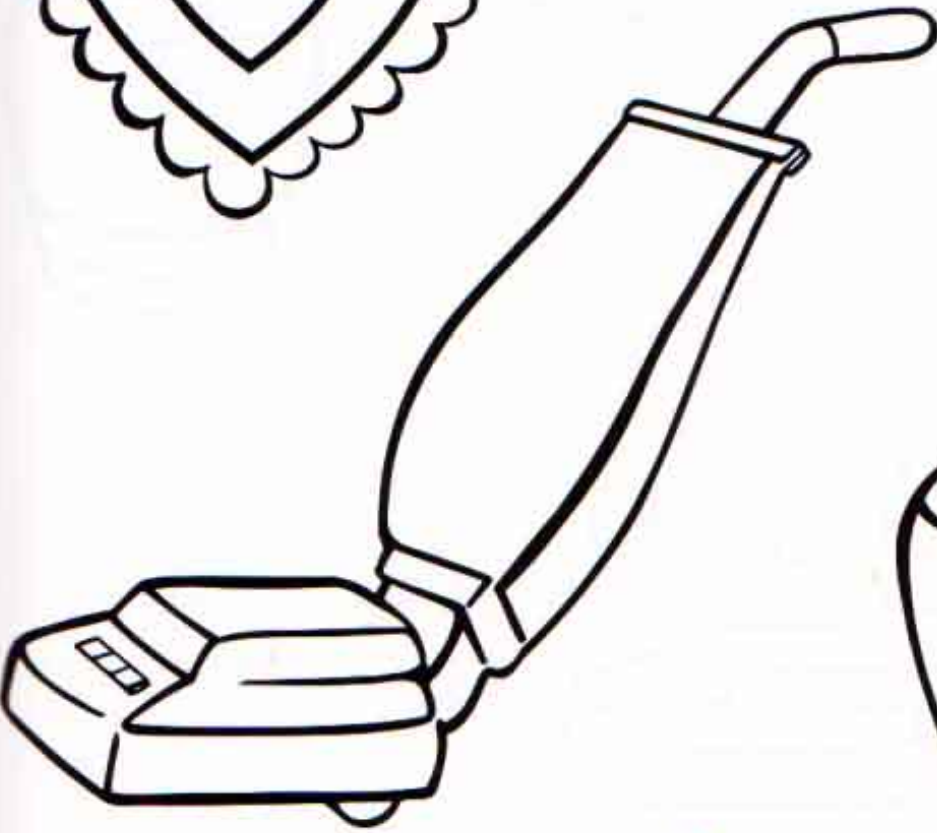


Name _____

 Circle the V or v in these words:

- | | | | |
|---------|-----------|----------|------|
| Valerie | violin | rake | vest |
| Victor | valentine | look | van |
| rabbit | vacuum | vacation | up |

 Circle the pictures that start with the sound of Vv.
Color the pictures.



Name _____



These words start with **V** or **v**.

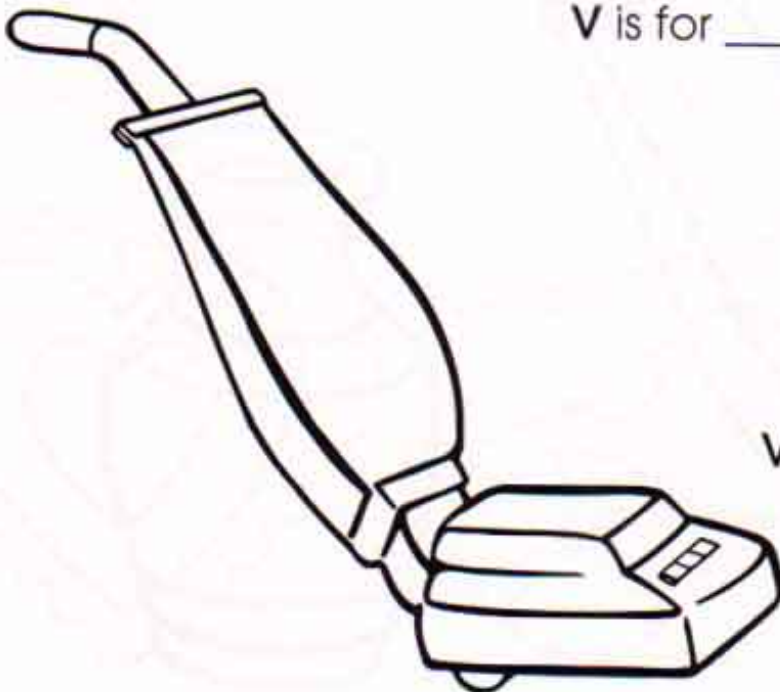
 **Write** the lowercase **v** on the line.
Color the pictures. 



V is for _____ est.



V is for _____ ase.



V is for _____ acuum.



Name _____

Letter

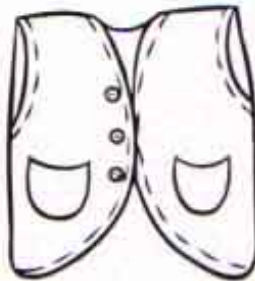




Vv



Help Vern Vampire vacuum.



Circle the pictures that begin with the sound of **Vv**. **Color** all the pictures.






Name _____



 Trace each **V** and **v**.


 Color each heart with **V** or **v** red.

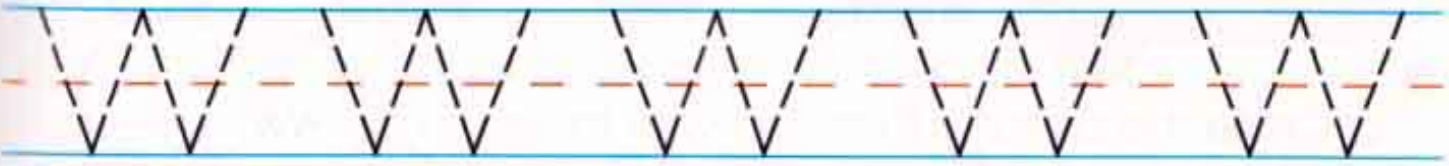
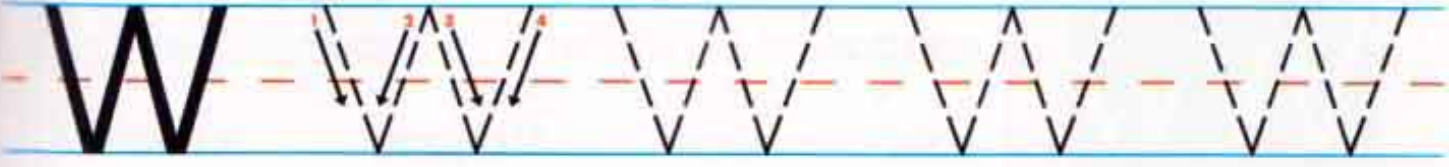
 Draw a line from each **V** or **v** to one of the hearts on the left.




Name _____

Letter Uppercase


 Trace the letters.





Letter Lowercase

 Trace the letters.



These pictures begin with the letter Ww.  Color the pictures.





Name _____



Circle the W or w in these words:

window

Walter

walk

win

said

was

Marjorie




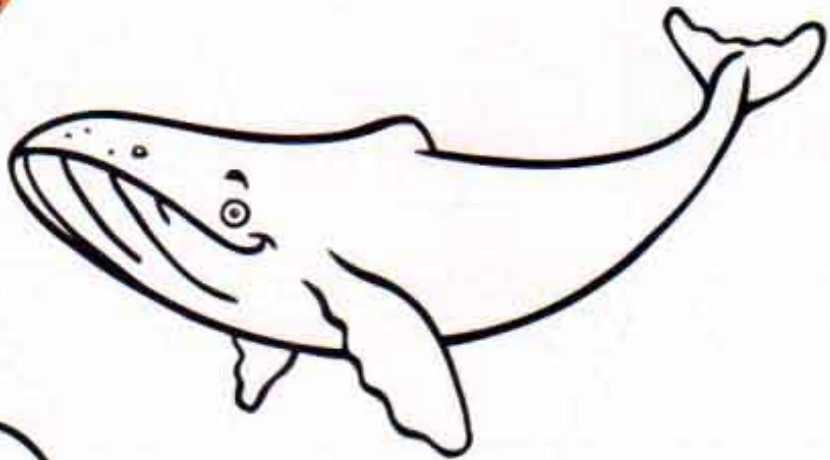
white

Wendy

boat

willow

want

Circle the pictures that start with the sound of Ww.
Color the pictures.

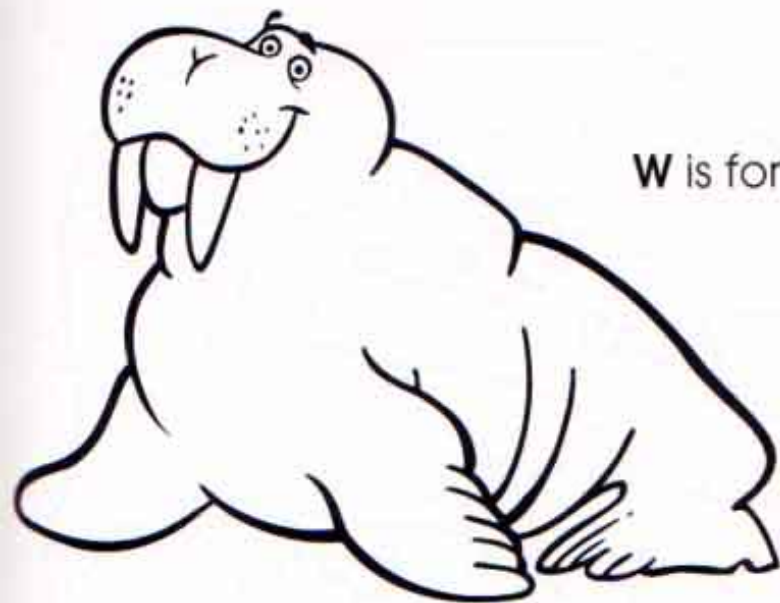


Name _____




These words start with **W** or **w**.


 **Write** the lowercase **w** on the line.
Color the pictures. 



W is for _____ alrus.





W is for _____ atermelon.

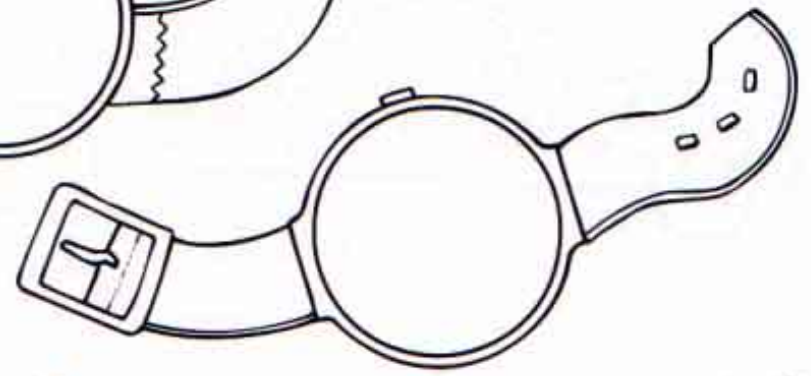
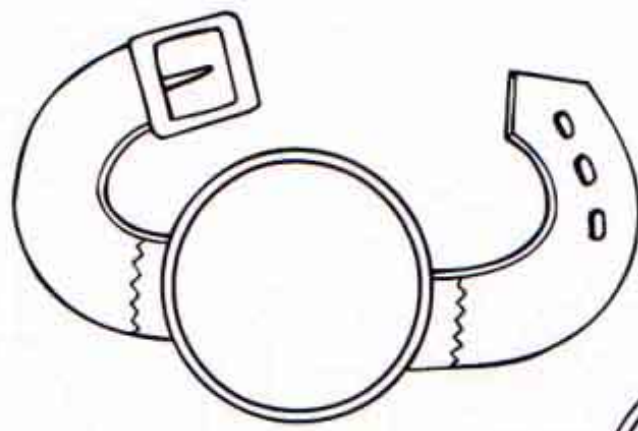
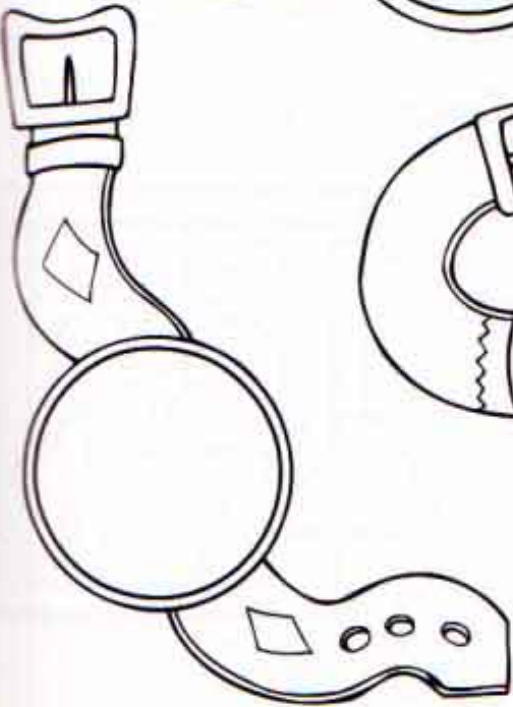
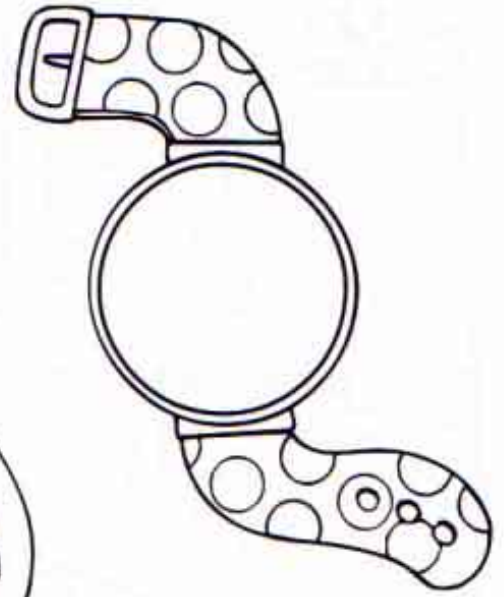
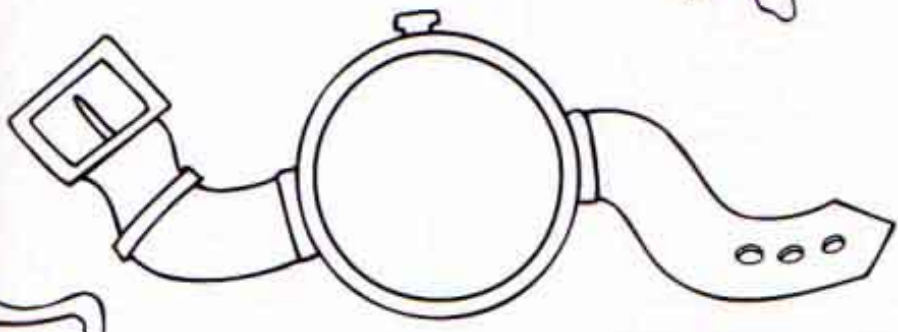
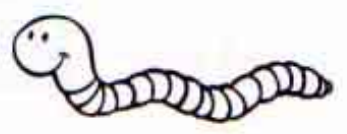




W is for _____ agon.



Name _____


 **Color** each of the pictures that begin with the sound of **Ww**.  Then **draw** a line from each colored picture to a watch face.

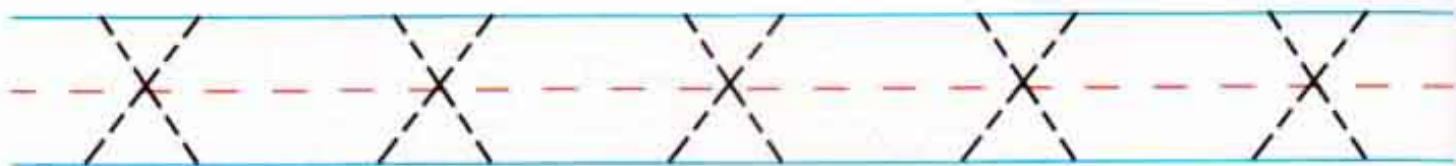
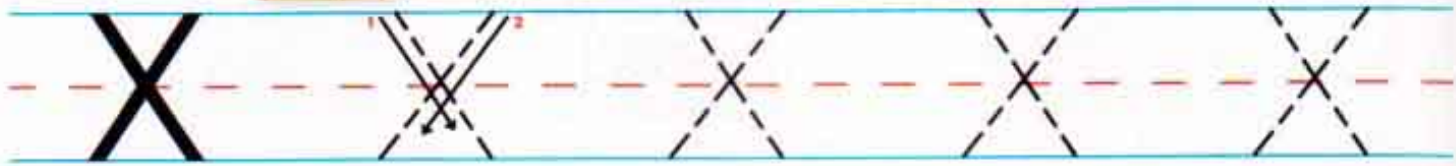




Name _____

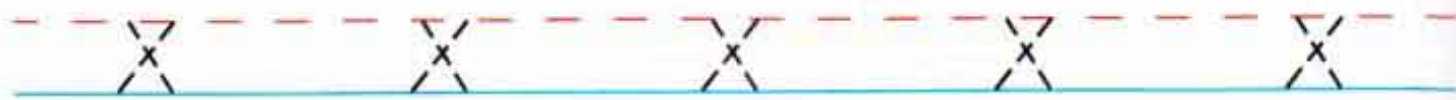
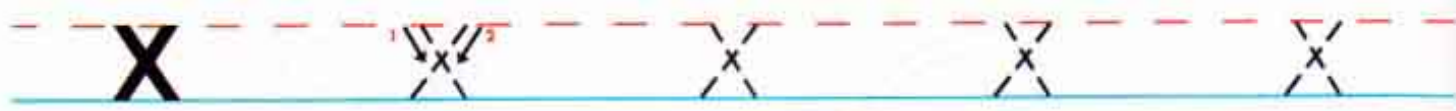
Letter Uppercase

 Trace the letters.

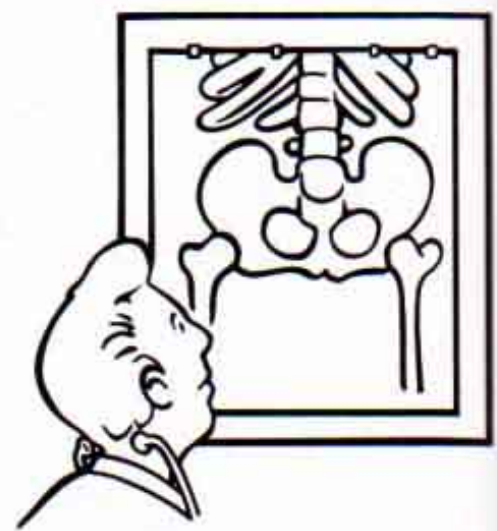
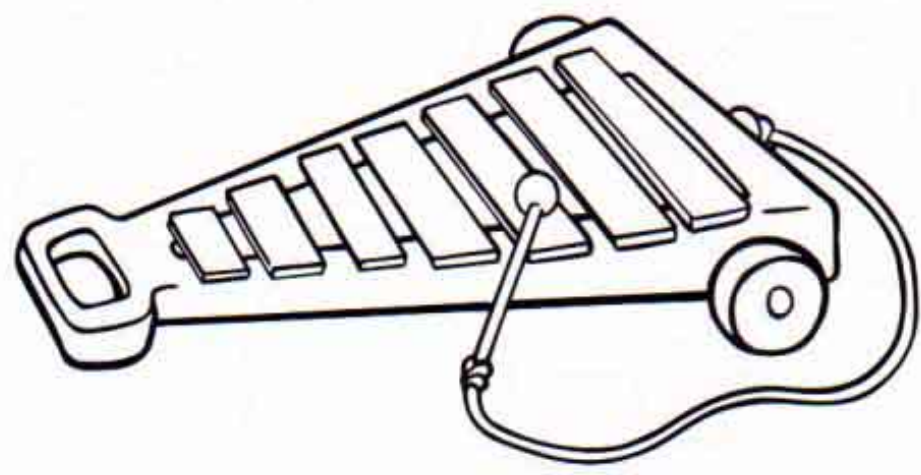


Letter Lowercase

 Trace the letters.



These pictures begin with the letter Xx.  Color the pictures.






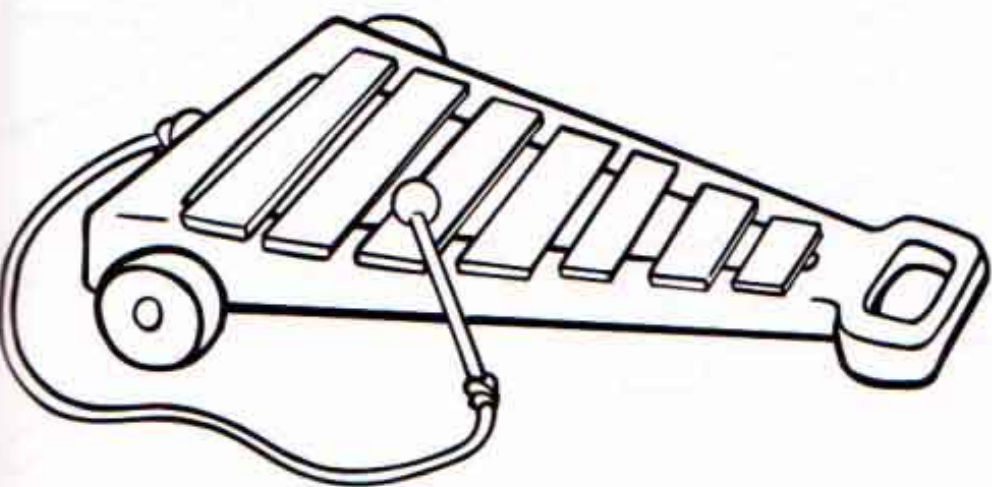
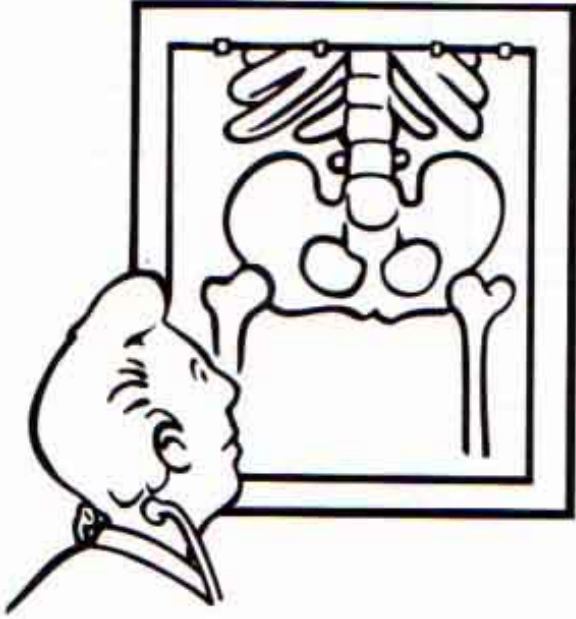
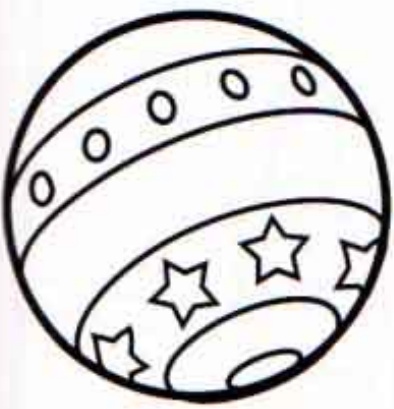
Name _____



 **Circle** the X or x in these words:

- Xavier X ray exit dog
- rabbit Rex xylophone tax
- excellent exercise play bat


 **Circle** the pictures that start with the sound of Xx.
Color the pictures.

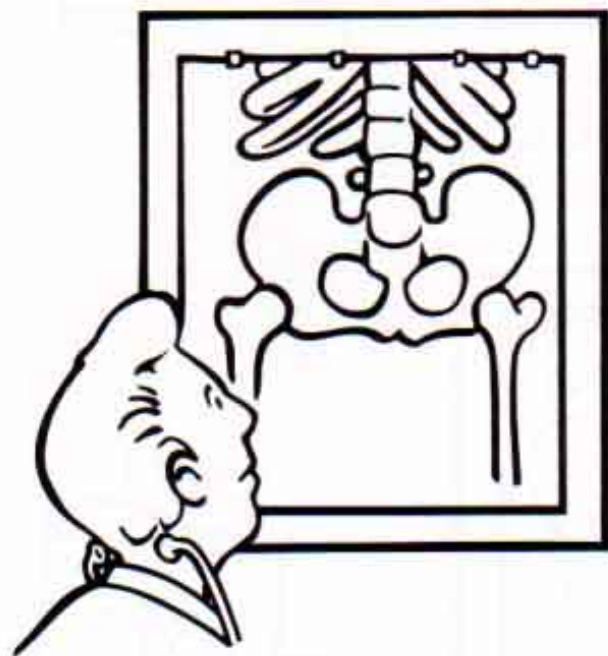


Name _____



These words start with **X** or **x**.

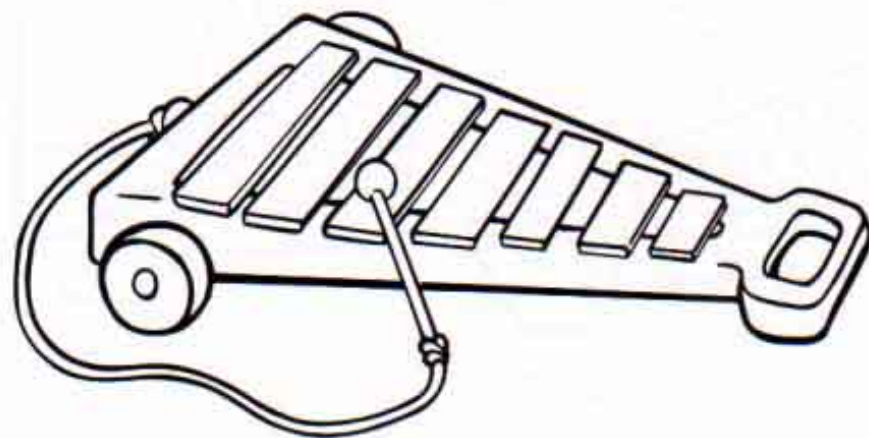
 **Write** the lowercase **x** on the line.
Color the pictures. 



X is for _____ ray.



X is in **E**_____it.





X is for _____ylophone.



Name _____


 Color the **UPPERCASE X's** red. Color the lowercase **x's** blue. 

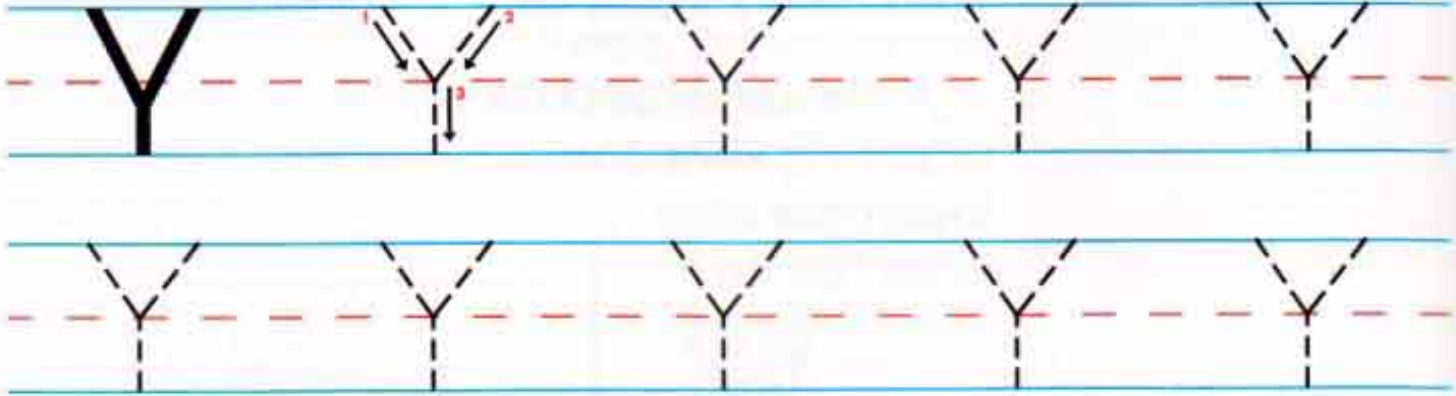
 For each **UPPERCASE** letter, write its matching **lowercase** letter next to it. For each **lowercase** letter, write its matching **UPPERCASE** letter next to it.




Name _____


Letter Uppercase


 Trace the letters.

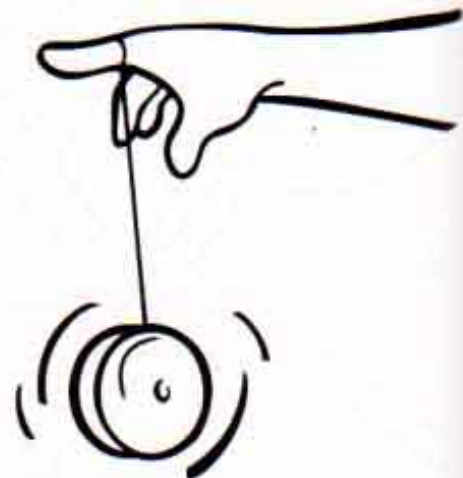
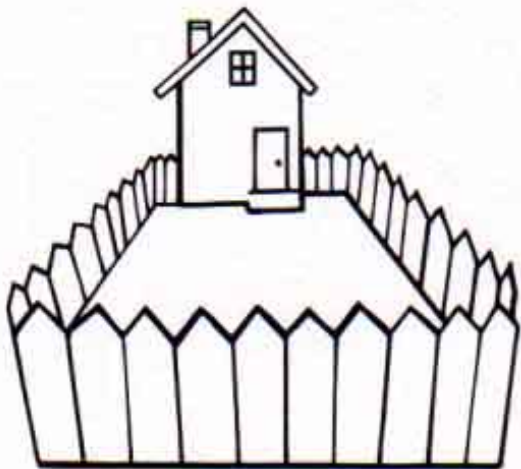


Letter Lowercase

 Trace the letters.



These pictures begin with the letter **Yy**.  Color the pictures.







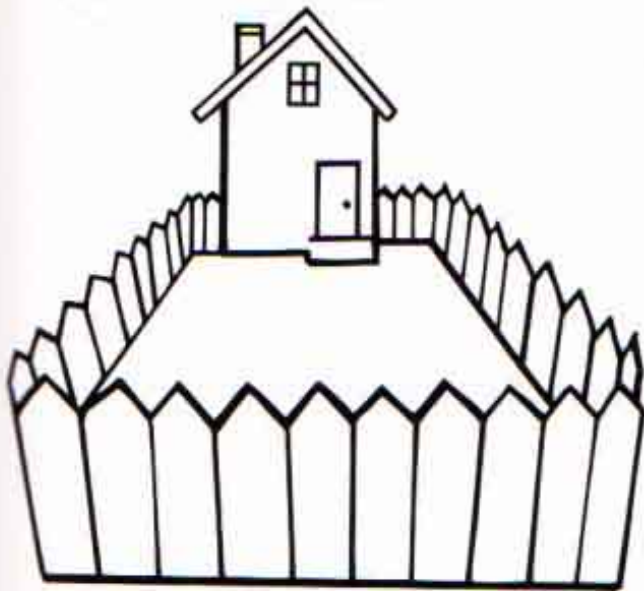
Name _____



 Circle the Y or y in these words:

- | | | | |
|--------|-----------|--------|-------|
| yarn | yo-yo | yard | Yuri |
| Yvonne | yes | yoke | watch |
| vine | yesterday | yellow | us |

 Circle the pictures that start with the sound of Yy.
Color the pictures. 




Name _____



These words start with **Y** or **y**.

 **Write** the **lowercase y** on the line.
Color the pictures. 



Y is for _____o-yo.



Y is for _____arn.




Y is for _____ogurt.




Name _____



Find each Y and y hidden in the yard.

 Color each Y red and each y yellow. 
 Color the rest of the yard and make it fun!




Name _____



Make this yo-yo spin.


 **Color** only the pictures that begin with the sound of Yy.

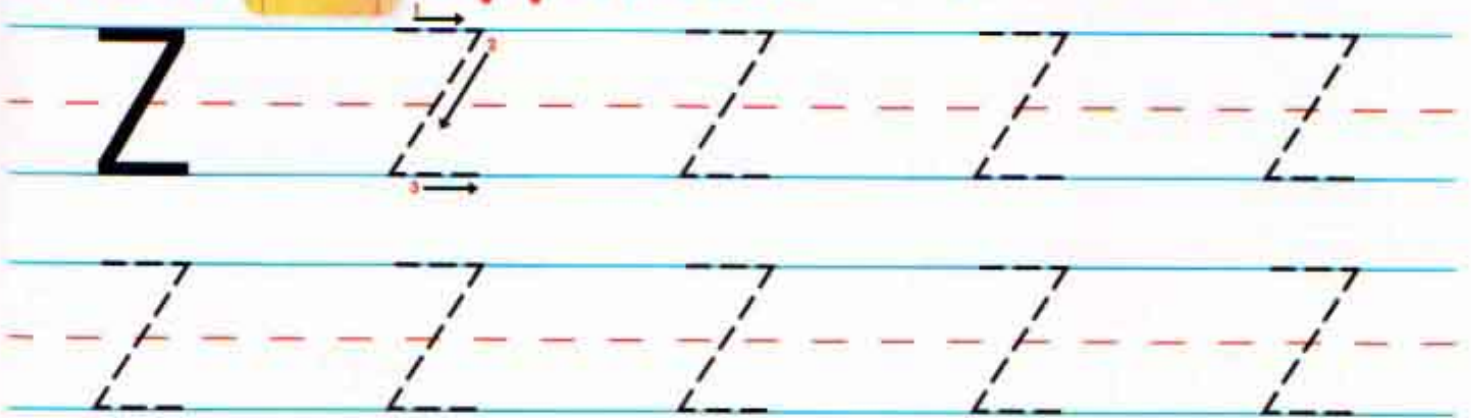





Name _____


Letter Uppercase


 Trace the letters.


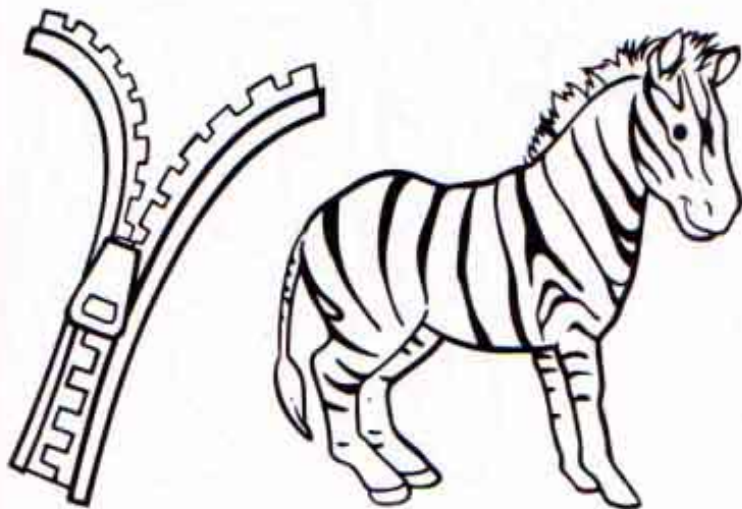


Letter Lowercase

 Trace the letters.



These pictures begin with the letter Zz.  Color the pictures.






Name _____

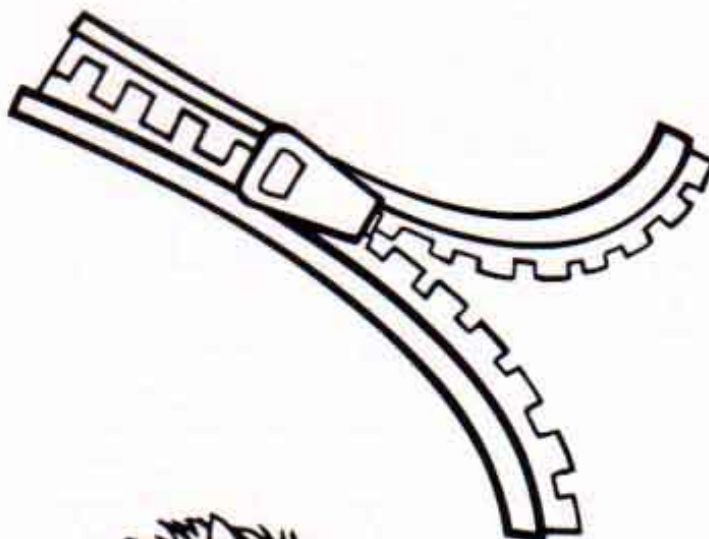



 Circle the Z or z in these words:

- | | | | |
|--------|-------|--------|---------|
| zipper | zebra | last | zig-zag |
| jazz | Zelda | zoom | zero |
| frog | zone | lizard | zoo |

 Circle the pictures that start with the sound of Zz.

Color the pictures. 



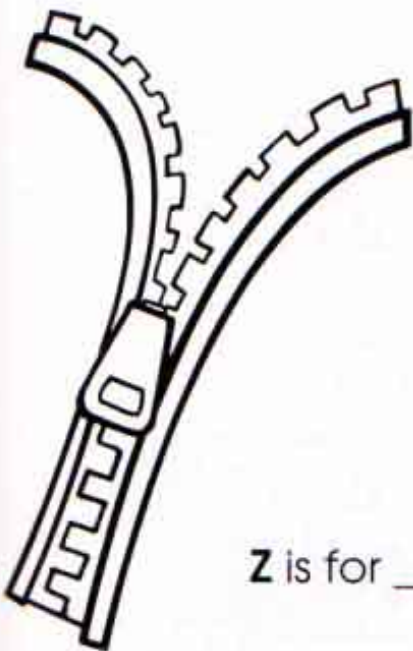


Name _____




These words start with **Z** or **z**.

 Write the lowercase **z** on the line.
Color the pictures. 



Z is for _____ipper.

Z is for _____ig-zag.





Z is for _____ebra.

Name _____




Take a trip through the zoo.

 **Color** only the pictures that begin with the sound of **Zz**.





Name _____

 **Trace** the letters **Aa-Zz**. Then practice **writing** them on the lines below.


Aa Bb Cc Dd

Ee Ff Gg Hh Ii

Jj Kk Ll Mm



Name _____

 **Trace** the letters **Aa-Zz**. Then practice **writing** them on the lines below.

Nn Oo Pp Qq

Rr Ss Tt Uu Vv

Ww Xx Yy Zz

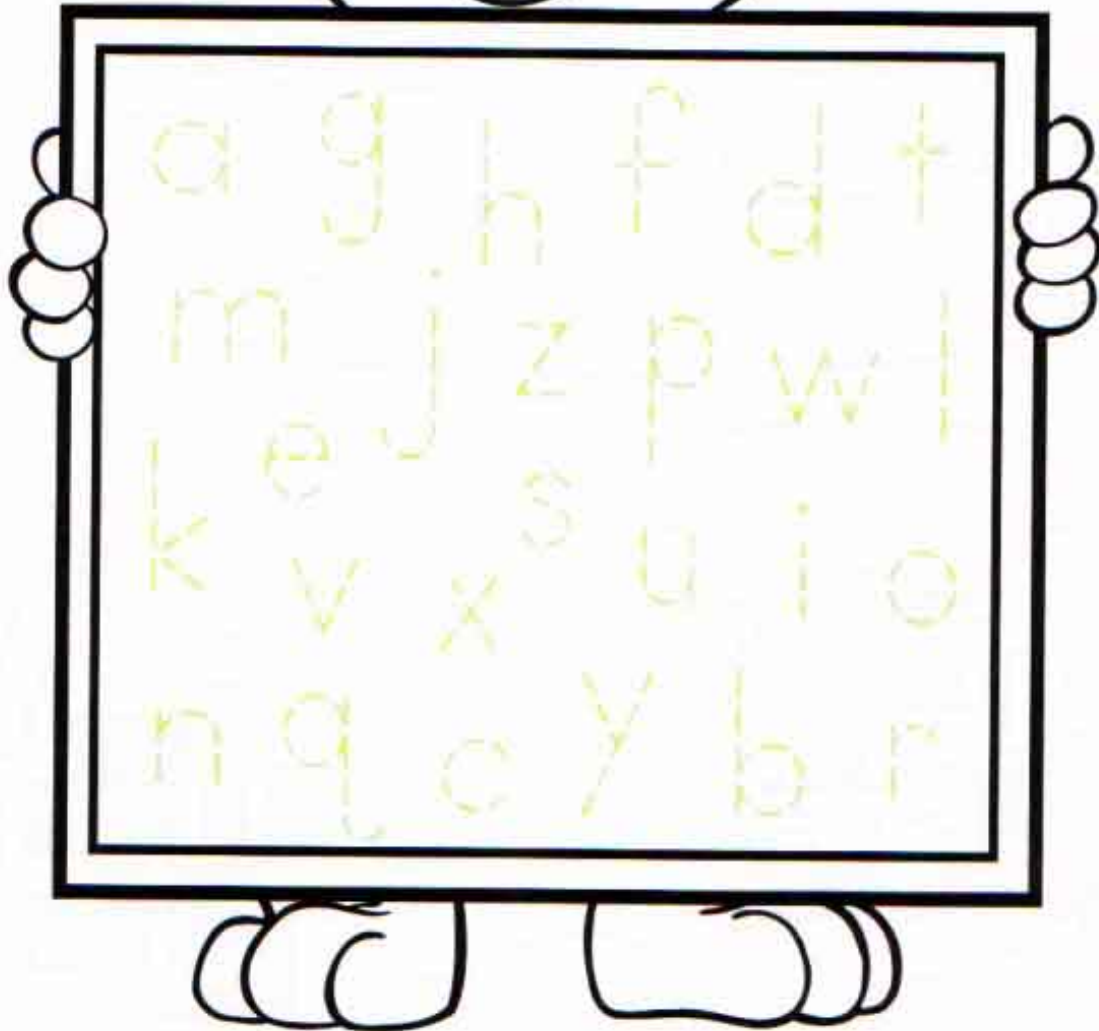


Name _____

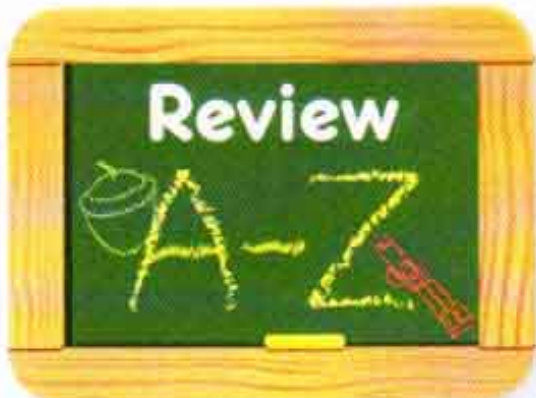


Alphabet X ray

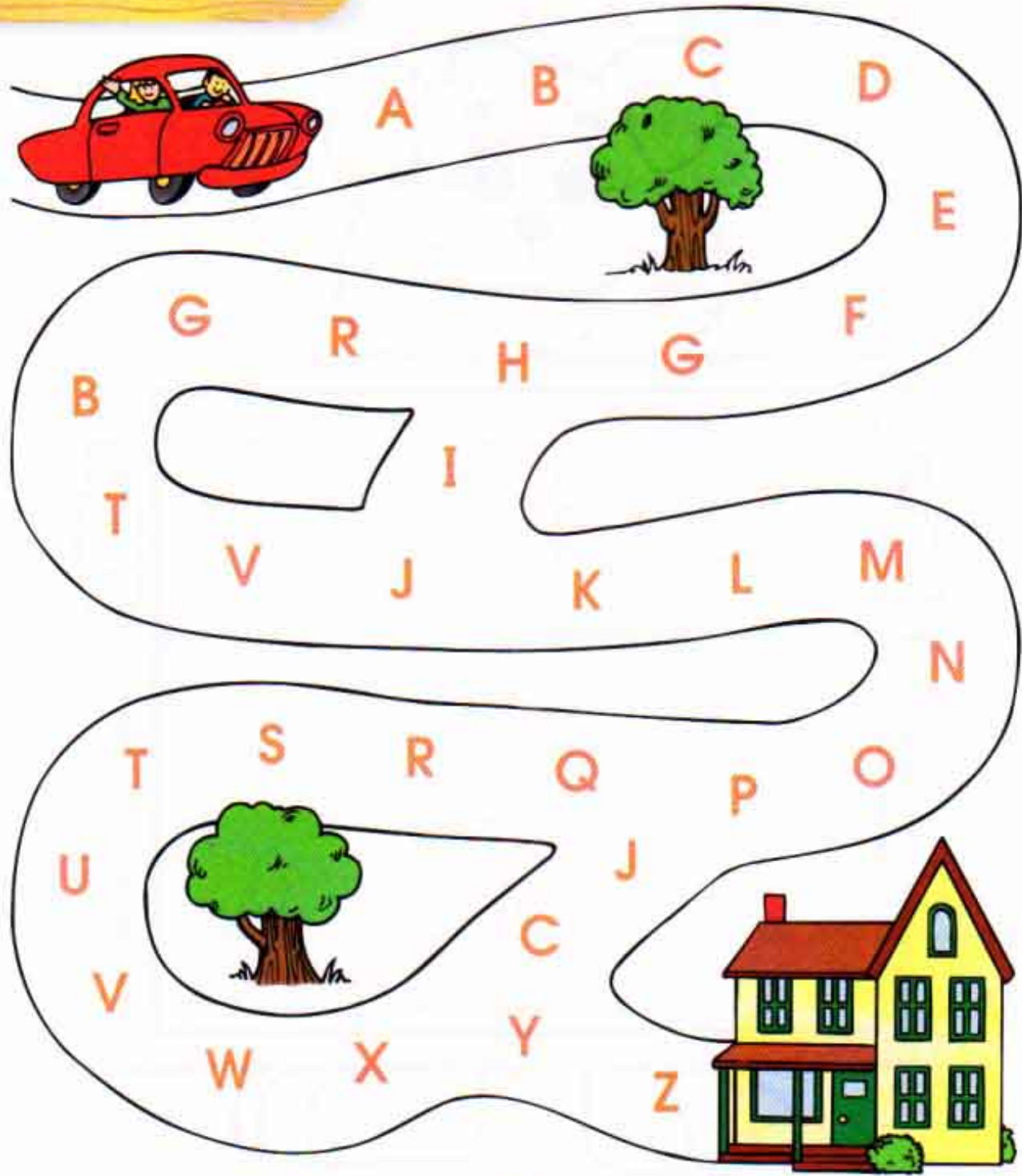
 **Trace** all the letters in the X ray.
Color the picture. 



Name _____



 Draw a line from **A-Z** to show the way to Grandma and Grandpa's house.



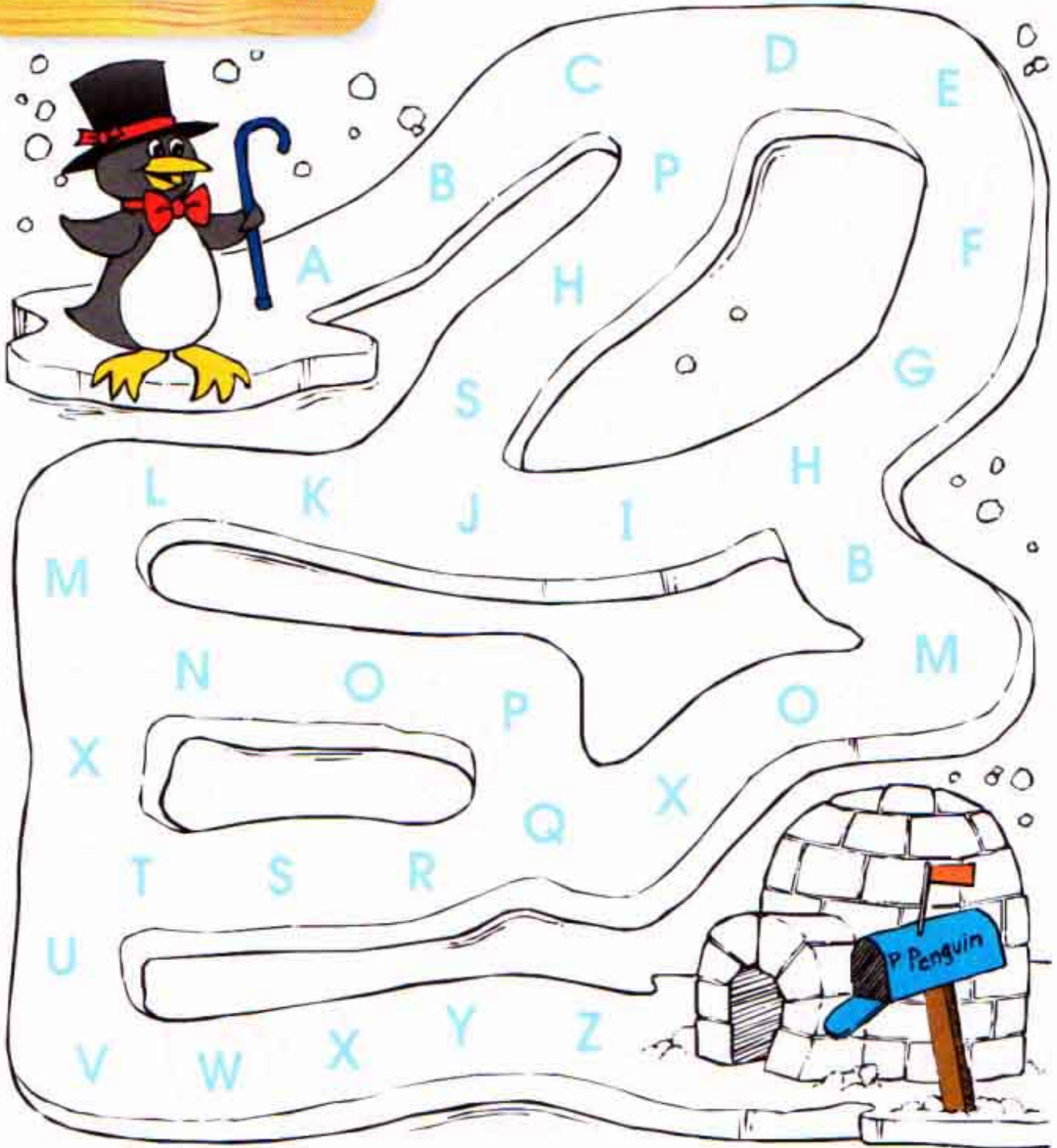


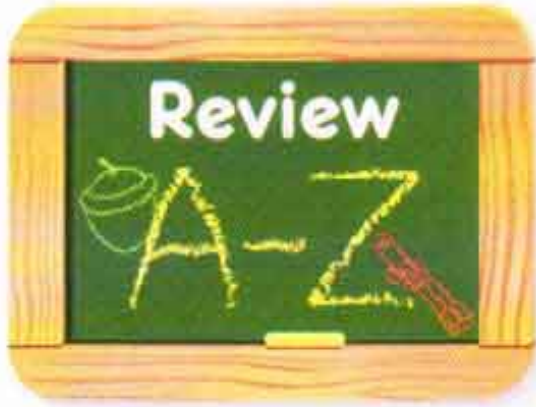
Review




Name _____

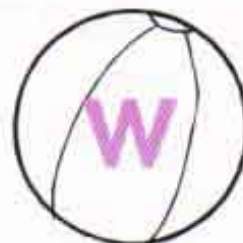



 Draw a line from **A-Z** to show the way to P. Penguin's house.





Name _____

 Draw a line between the **UPPER** and **lowercase** letters that belong together.


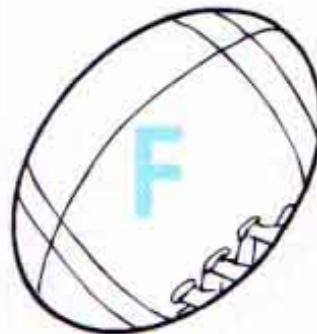
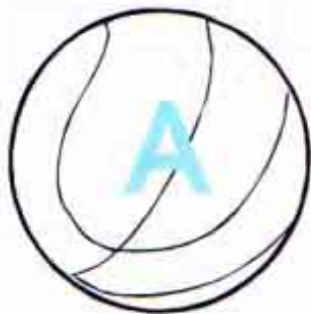
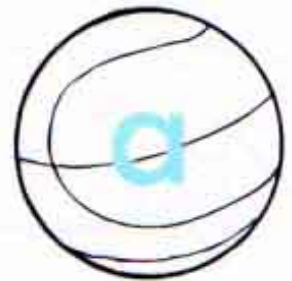
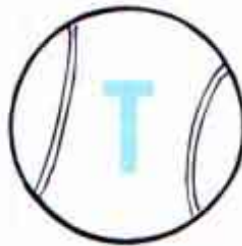
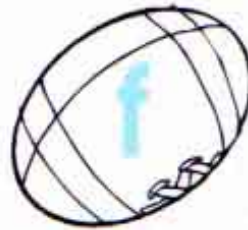


Review



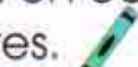
Name _____




 Draw a line between the **UPPER** and **lowercase** letters that belong together.





Name _____

 Trace the **UPPER** and lowercase letters on each object. **Color** the pictures. 


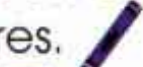



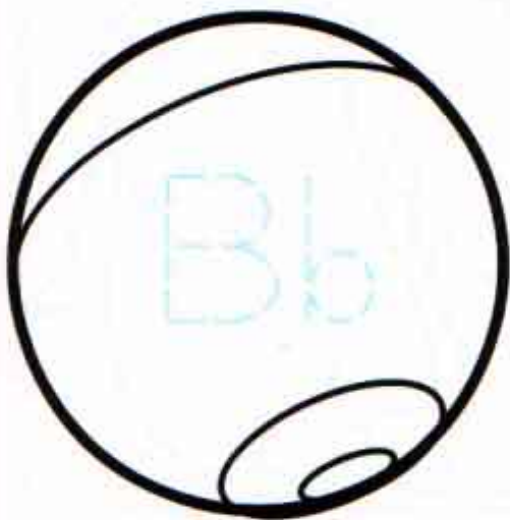



Review

A-Z



Name _____



 Trace the **UPPER** and lowercase letters on each object. **Color** the pictures. 








Name _____



 Trace the **UPPER** and lowercase letters on each object. **Color** the pictures. 





Name _____

 Trace the **UPPER** and lowercase letters on each object. **Color** the pictures. 



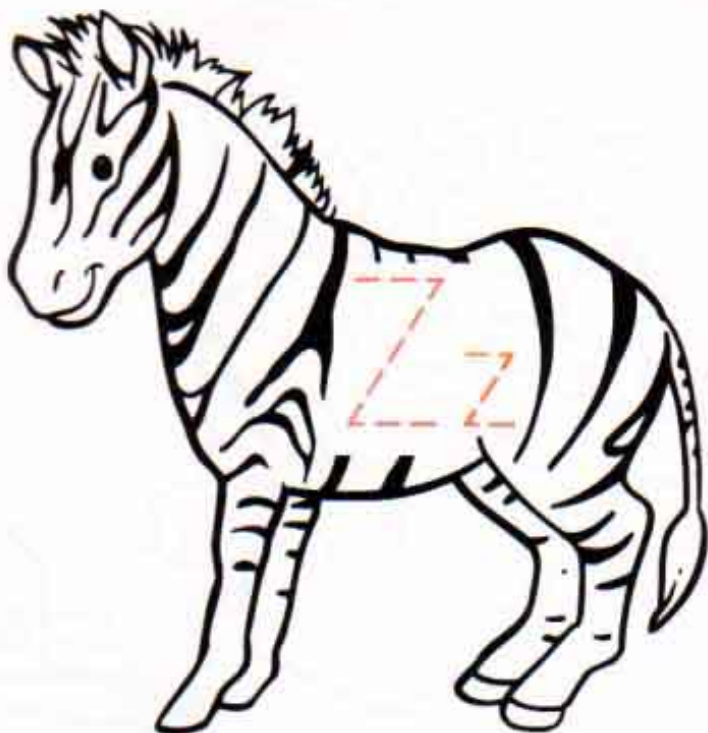
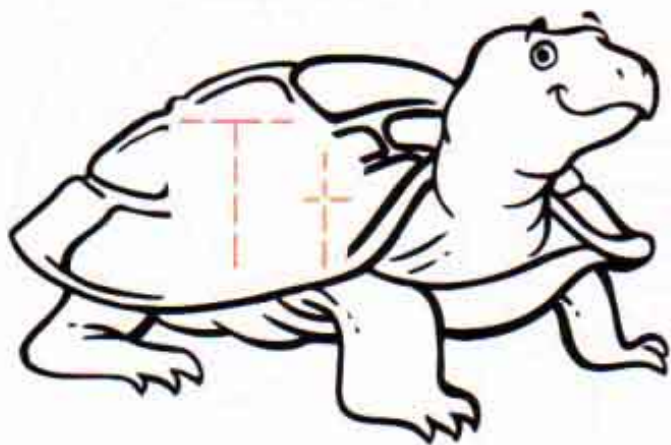


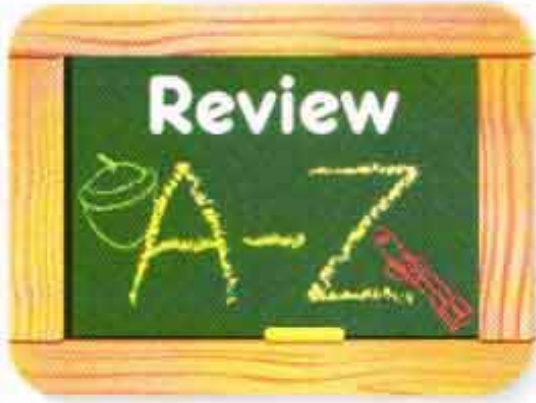
Review





Name _____


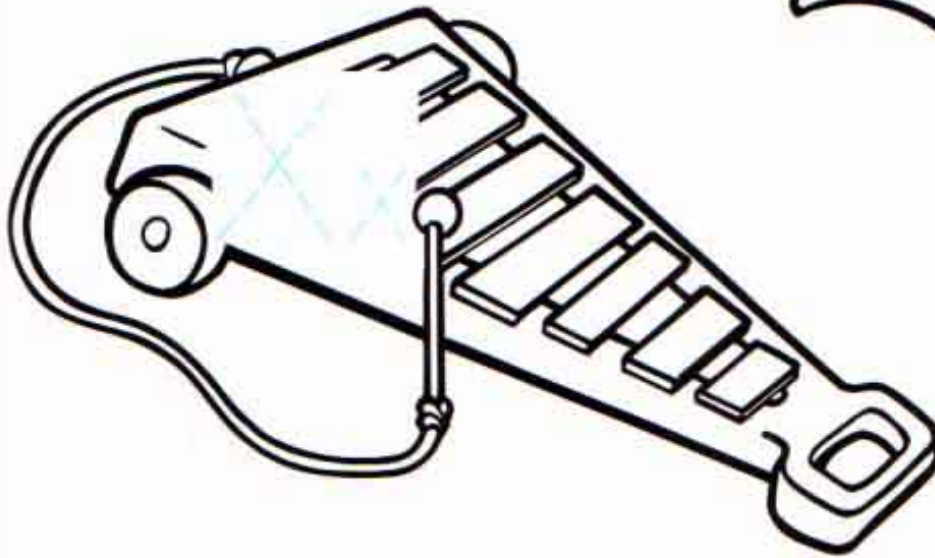
 Trace the **UPPER** and lowercase letters on each object. **Color** the pictures. 






Name _____

 Trace the **UPPER** and lowercase letters on each object. **Color** the pictures. 





Name _____

 Draw a line between the **UPPER** and **lowercase** letters that belong together.

A 

B 

C 

D 

E 

F 

G 

d

c

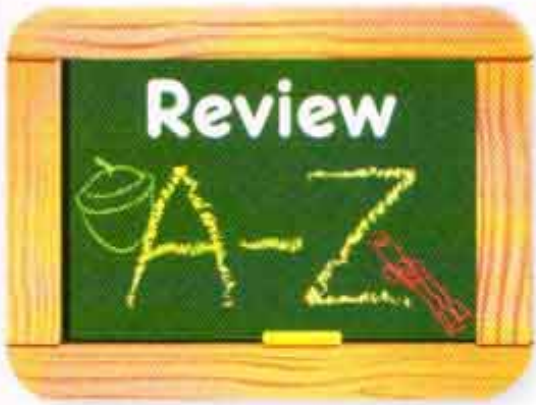
a

b


e

g

f



Name _____

 Draw a line between the **UPPER** and **lowercase** letters that belong together.

H




i

I



h

J



l

K



j

L



m

M




k

Review

A-Z

Name _____

 Draw a line between the **UPPER** and **lowercase** letters that belong together.

N



O



P



Q



R



S



T



p

o

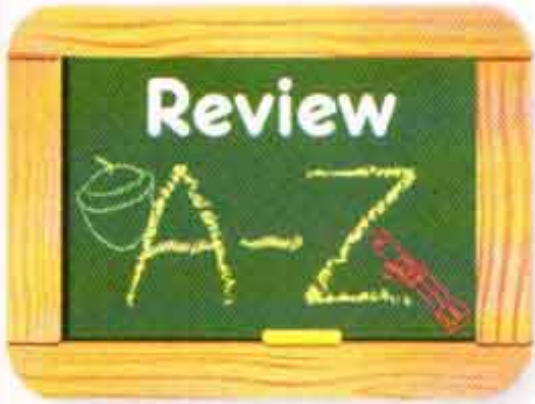
n

r

q

t

s



Name _____

 Draw a line between the **UPPER** and lowercase letters that belong together.

U



v

V



w

W



u

X



z

Y

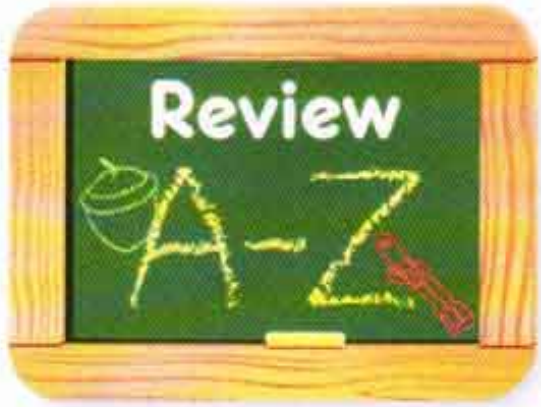


x


Z




y



Name _____


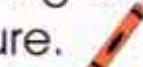
 **Connect** the dots from **A-Z**. Use the correct color for each part of the line. What do you see?

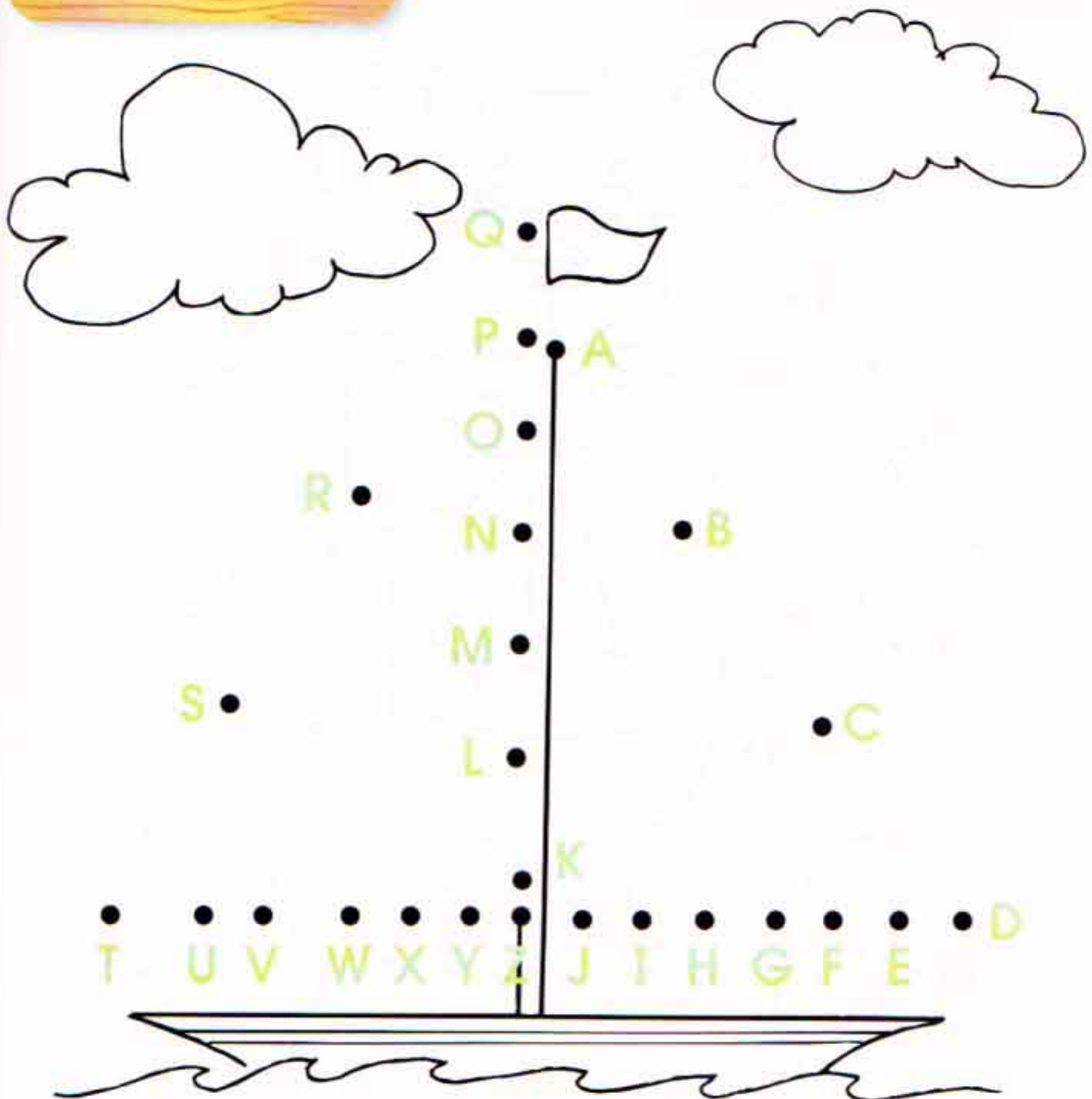
A-F = **red** F-I = **yellow** I-N = **blue**
 N-T = **green** T-Z = **purple**






Name _____


 **Connect** the dots as you say the alphabet, starting with the letter **A**.
Color the picture. 



Name _____



 **Connect** the dots as you say the alphabet, starting with the letter **A**.
Color the picture. 



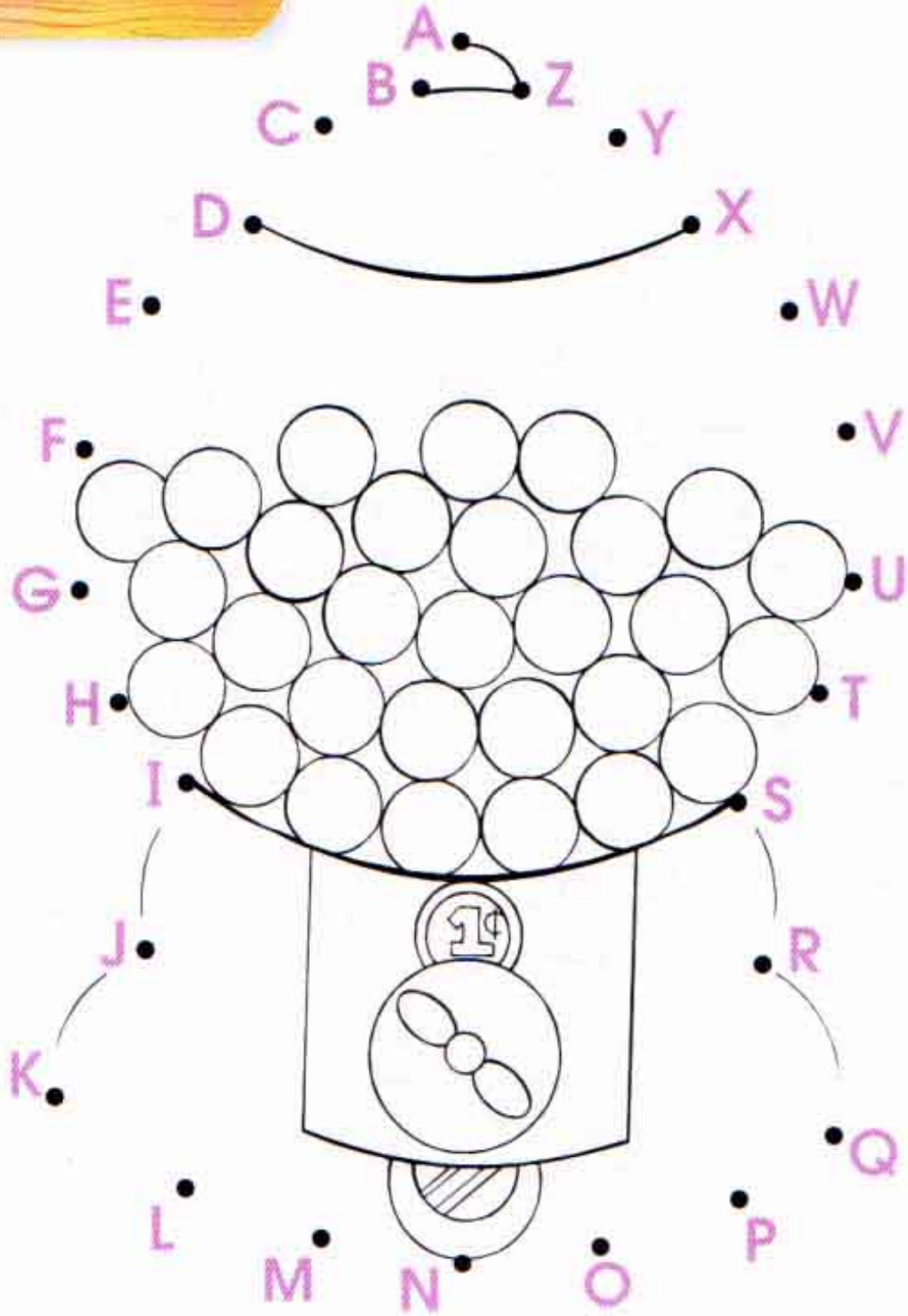


Review



Name _____


 **Connect** the dots from **A-Z**. **Color** the gum balls with your favorite colors! 





Name _____


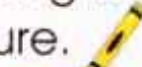
 **Connect** the dots from **A-Z**.
Color the picture. 



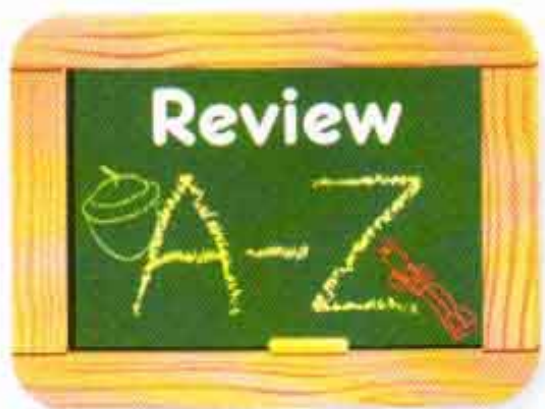


Name _____



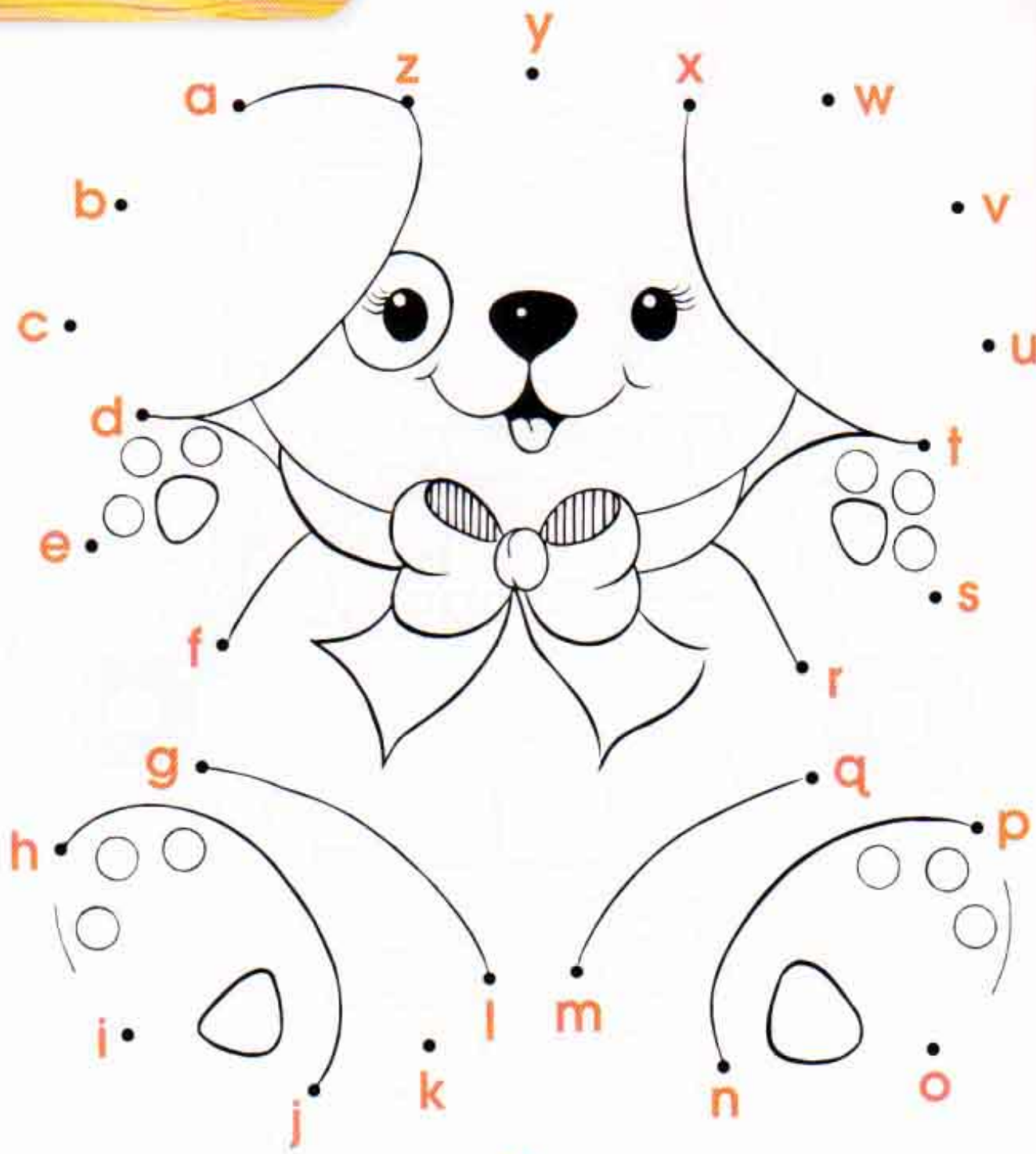
 **Connect** the dots as you say the alphabet, starting with the letter **a**.
Color the picture. 






Name _____

 **Connect** the dots from a-z.
Color the picture. 








Name _____

Short Aa is the sound you hear at the beginning of the word **alligator**.



Color the pictures that begin with the sound of **short Aa**.




Beginning
Consonant

Bb



Name _____

Say each picture name. If the picture name begins with the same sound as **ball**, **color** the space with that picture.




Name _____



Give the caterpillar some spots.

Say the name of each picture. If the picture name begins with the same sound as **caterpillar**,

 **circle** the picture to make a spot.



Beginning Sounds

Aa Bb Cc

Name _____


Say the sound the letters make.

 **Circle** the pictures in each row that begin with the sound of the letter shown.

Aa




Aa




Bb




Bb

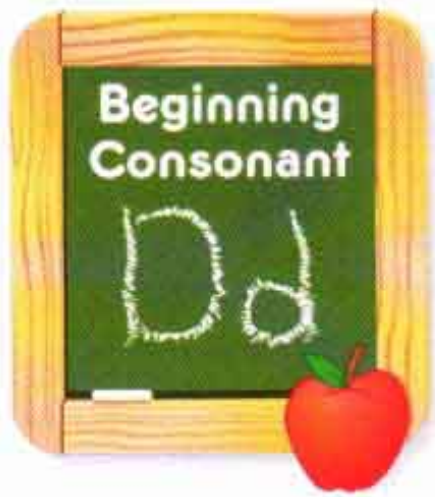


Cc




Cc






Name _____

Say the picture names in each box on the door.

 **Circle** the picture whose name begins with the same sound as **dinosaur**.

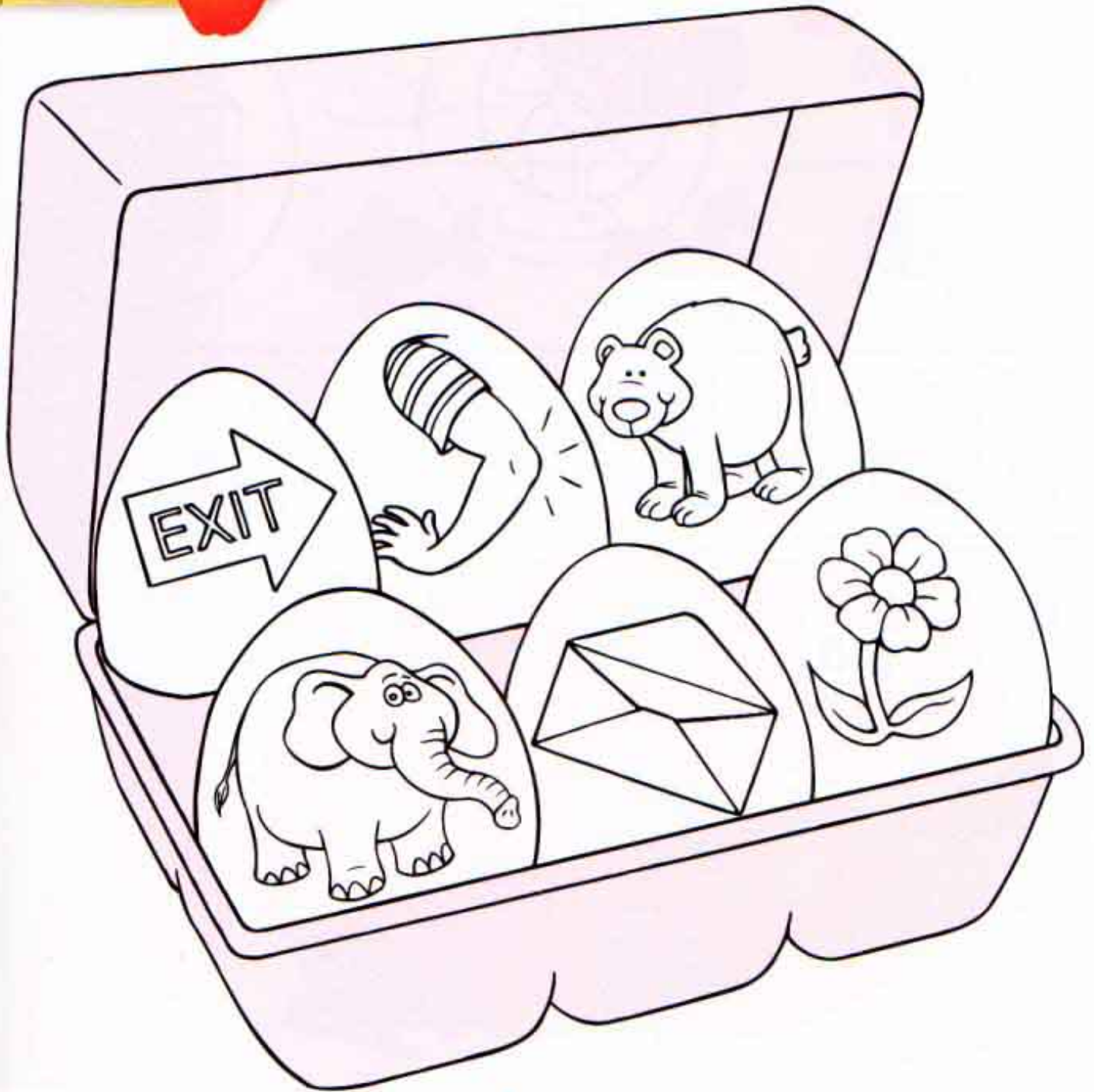


Name _____



Short Ee is the sound you hear at the beginning of the word **eggs**.


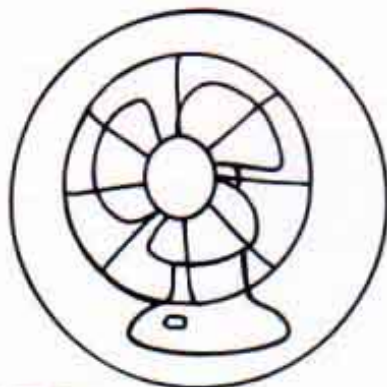
 **Color** the eggs with pictures that begin with the sound of **short Ee**.



Name _____



Look at the bubbles below. Say each picture name. If the picture name begins with the same sound as **fish**, **color** the bubble **blue**.



Beginning Sounds

Dd Ee Ff


Name _____

Say the sound the letters make.



Circle the pictures in each row that begin with the sound of the letter shown.

Dd




Dd



Ee



Ee



Ff



Ff

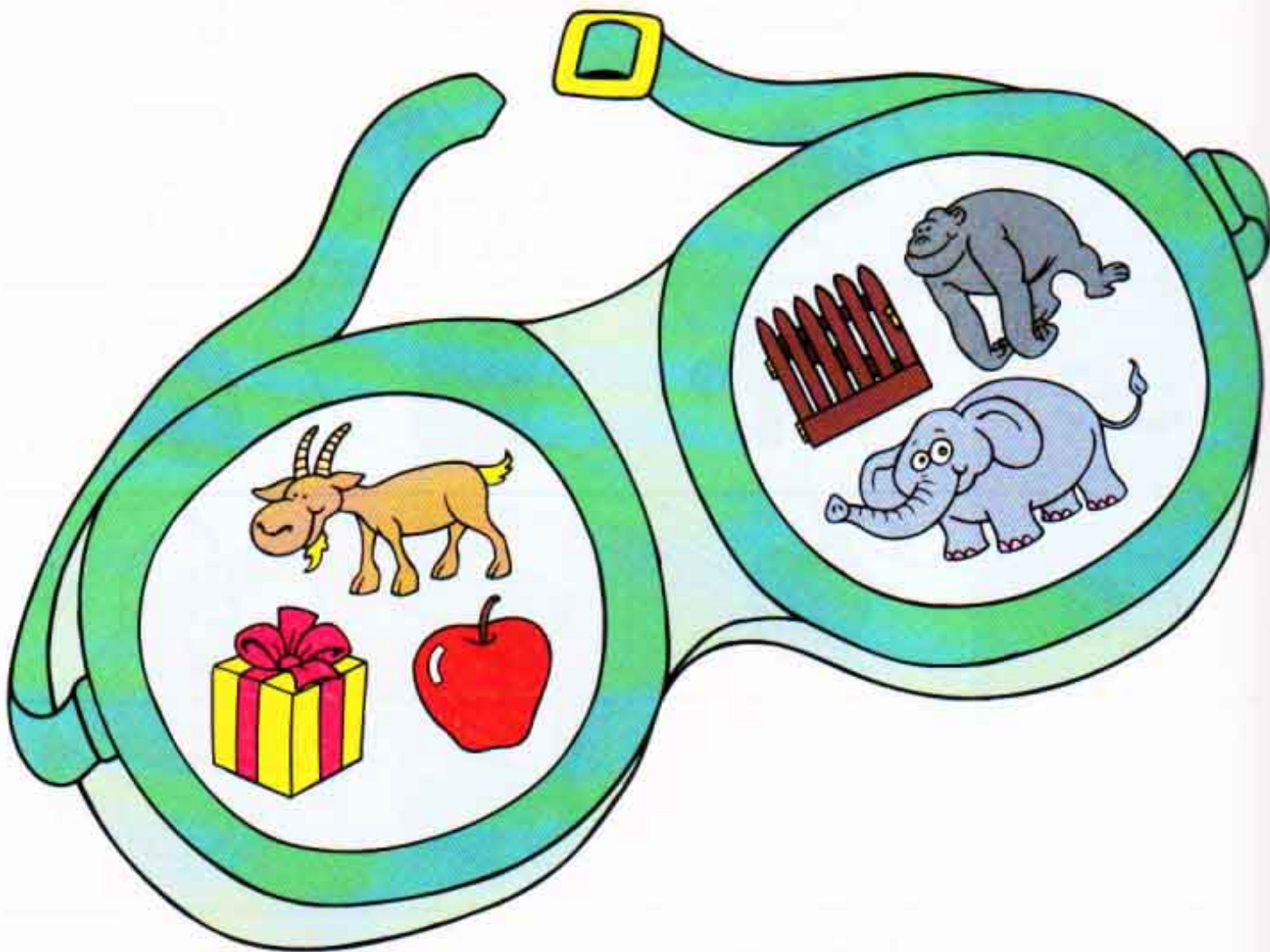




Name _____


Say each picture name.

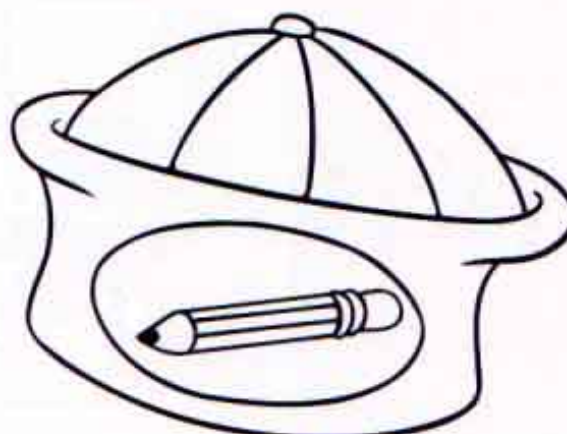
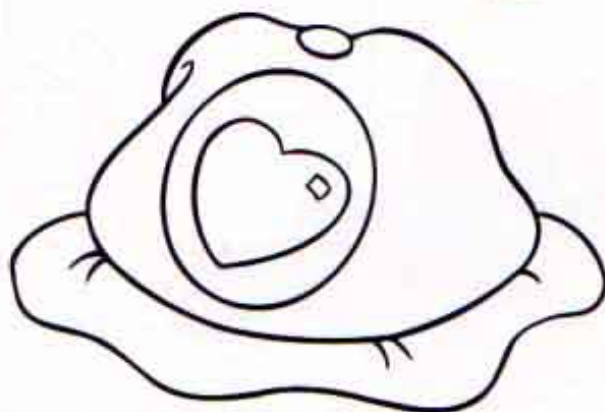

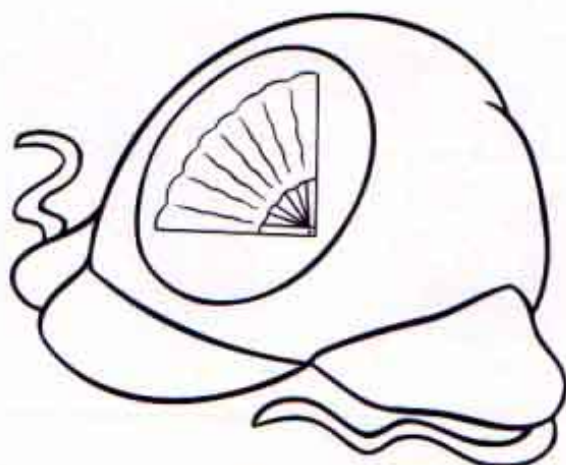

 **Circle** the pictures whose names begin with the same sound as **goggles**.





Name _____


Say each picture name. If the picture name begins with the sound of **Hh**, **color** the hat. 








Name _____


Say the sound the letters make.


Circle the pictures in each row that begin with the sound of the letter shown.



Ff



Gg



Hh






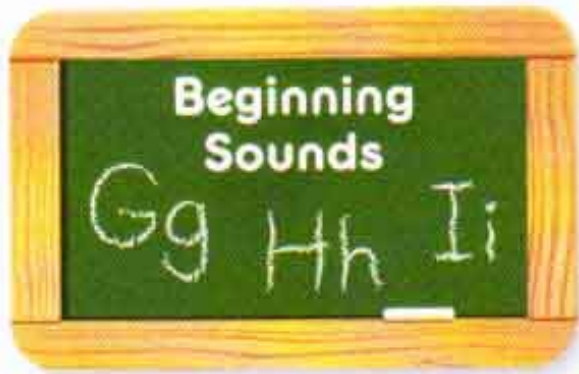
Name _____



Short Ii is the sound you hear at the beginning of the word **igloo**.

 **Color** the pictures that begin with the sound of **short Ii**.





Name _____

Say the sound the letters make.

 **Circle** the pictures in each row that begin with the sound of the letter shown.

Gg



Gg




Hh




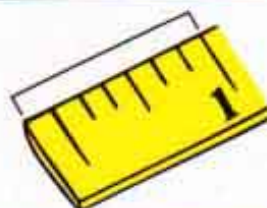
Hh



Ii



Ii



Beginning Consonant

Jj




Name _____

What is Jamie wearing today?

Say each picture name.

 **Color** the spaces whose picture names begin with the sound of **Jj blue**. **Color** the other spaces **yellow**. 



◆ What is Jamie wearing? _____



Name _____



Beginning Consonant

Kk

Look at the pictures on the kite's tail. Say each picture name. If the picture name begins with the same sound as **kite**, color that part of the tail **orange**. Then color the kite.










Name _____



What belongs in the lion's cage?

 **Color** only those pictures whose names begin with the same sound as **ladder**.




Name _____

Beginning
Sounds

Jj Kk Ll


Say the sound the letters make.


Circle the pictures in each row that begin with the sound of the letter shown.

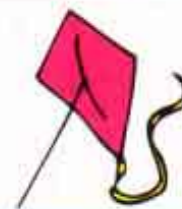
Jj




Jj



Kk



Kk



Ll



Ll



Beginning
Consonant


Mm



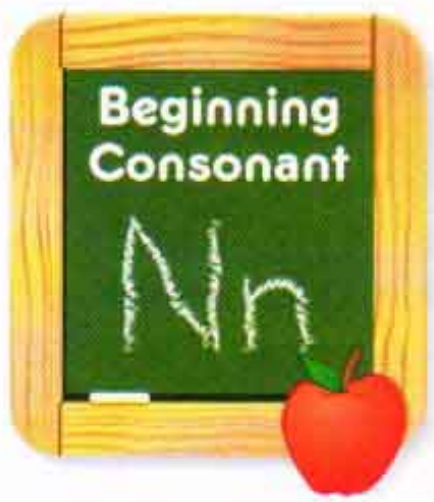
Name _____

Say each picture name.

 **Color** the pictures whose names begin with the same sound as **macaroni** and **meatballs**.




Name _____







Help the baby birds find their nest.

 **Draw** a line to follow the path with the pictures whose names begin with the same sound as **nest**.



9










Name _____



Short Oo is the sound you hear at the beginning of the word **offer**.


 **Color** the pictures that begin with the sound of **short Oo**.























Name _____

Say the sound the letters make.

 **Circle** the pictures in each row that begin with the sound of the letter shown.

Mm			
Mm			
Nn			
Nn			
Oo			
Oo			


Beginning
Consonant

Pp

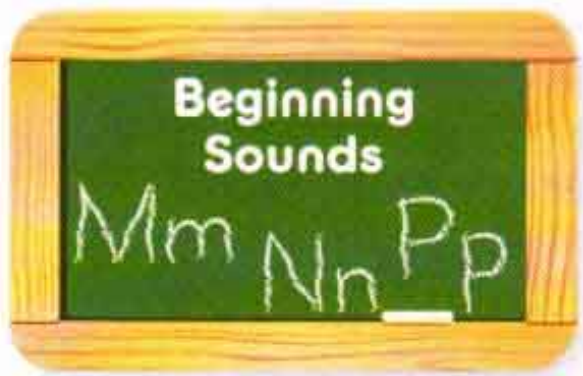


Name _____

Pam packs only things whose names begin with the same sound as **panda**. Say the picture names.


 **Circle** each picture whose name begins with the same sound as **Pam** and **panda**.





Name _____


Say the sound the letters make.

 **Circle** the pictures in each row that begin with the sound of the letter shown.


Mm



Nn



Pp






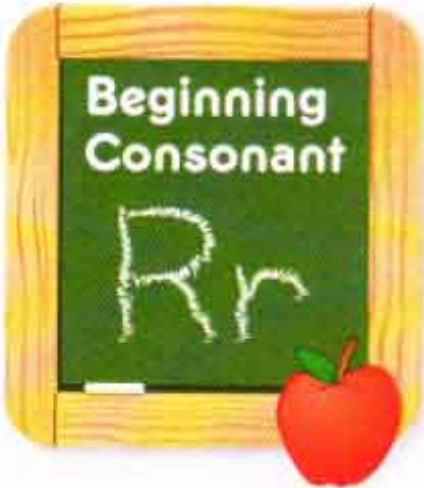
Name _____



Look at the pictures on the quilt below.
Say each picture name. If the picture name begins with the same sound as **quilt**, color the square **yellow**. Color the other squares **purple**.




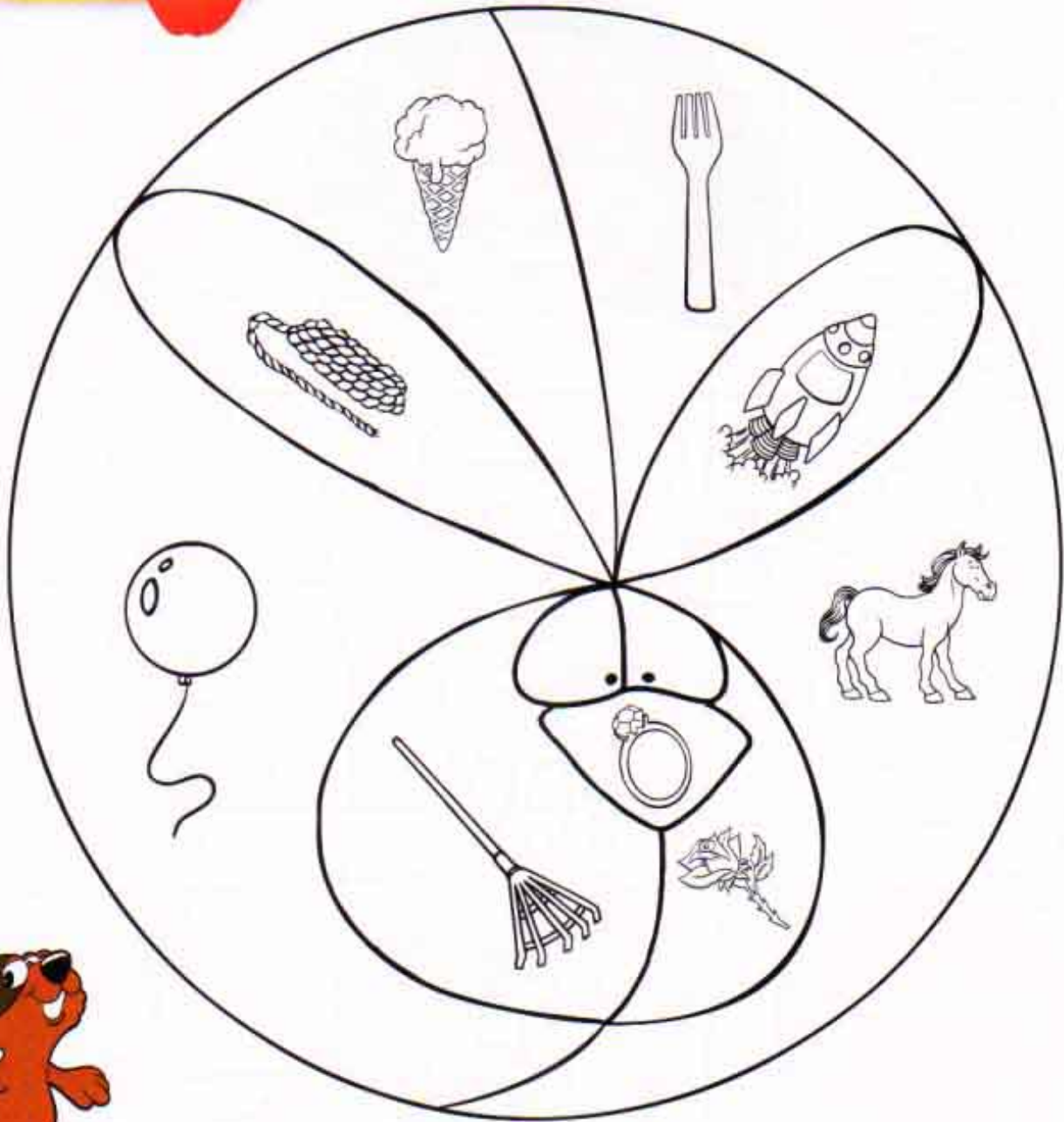
Name _____



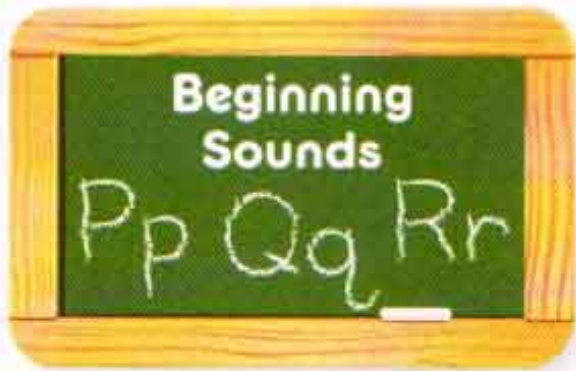
Who is the raccoon going to visit?

Say each picture name.

 **Color** the spaces with pictures whose names begin with the same sound as **raccoon**.




Who is the raccoon going to visit? _____



Name _____

Say the sound the letters make.

 **Circle** the pictures in each row that begin with the sound of the letter shown.


Pp




Pp



Qq



Qq



Rr



Rr




Name _____



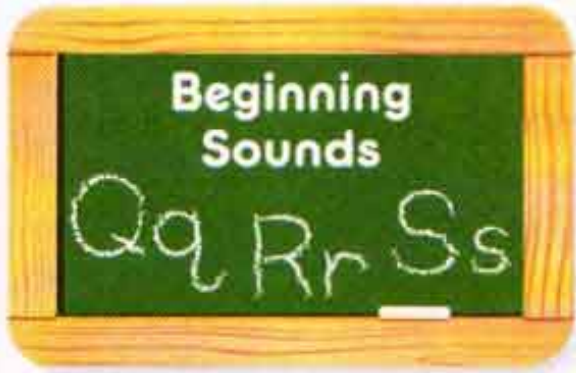
Find the letter **S**.

Say each picture name. If the picture name begins with the same sound as **six**, **color** the space **blue**. **Color** the other spaces **orange**. Do you see the **S**?






Name _____



Say each picture name. Say the letters.

 **Draw** a line from each picture to its matching letter.

Qq



Rr




Ss



Name _____



Say the picture name for each toy in the tub.

 **Draw** an **X** on the pictures whose names begin with the same sound as **tub**.

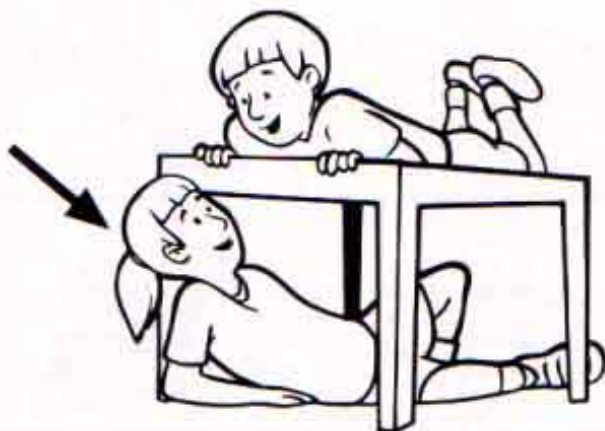

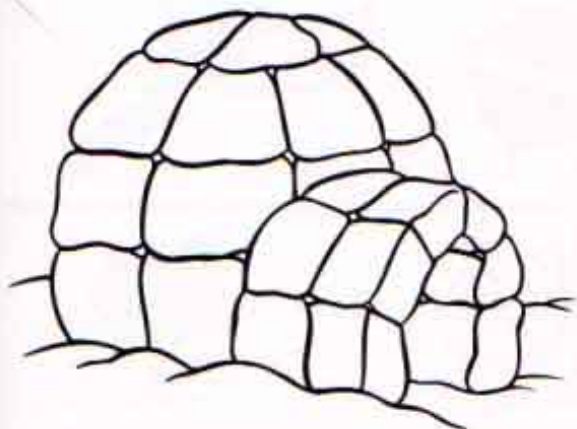





Name _____



Only the pictures whose names begin with the sound of **short Uu** belong under the umbrella. **Color** these pictures.





Name _____

Say the sound the letters make.

Circle the pictures in each row that begin with the sound of the letter shown.

Ss



Ss



Tt



Tt



Uu



Uu

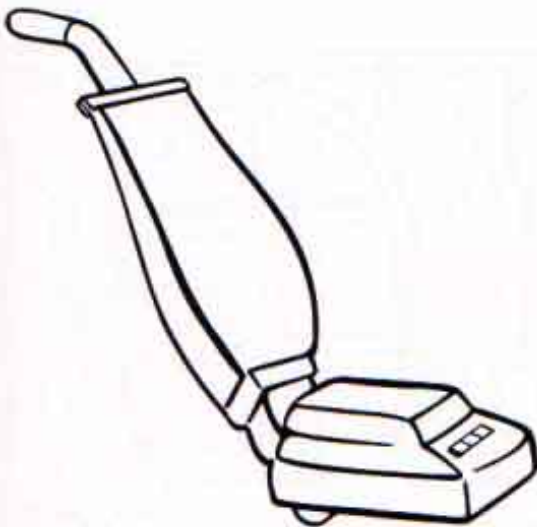






Name _____




The vacuum cleaner picks up only pictures whose names begin with the sound of **Vv**.
Color these pictures.






Name _____



The wagon can carry only pictures whose names begin with the sound of **Ww**.


Color these pictures. 





Name _____


Say the sound the letters make.

 **Circle** the pictures in each row that begin with the sound of the letter shown.

Tt



Vv



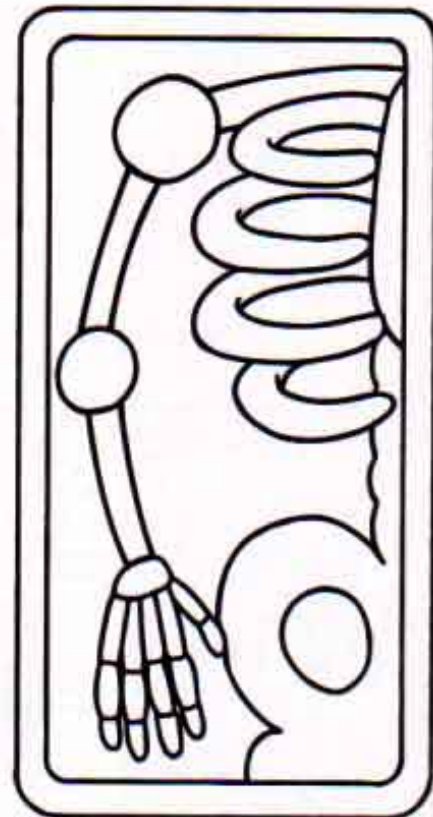
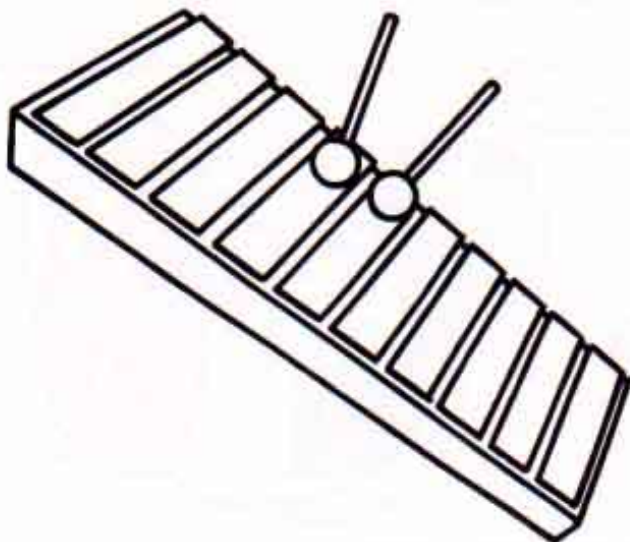
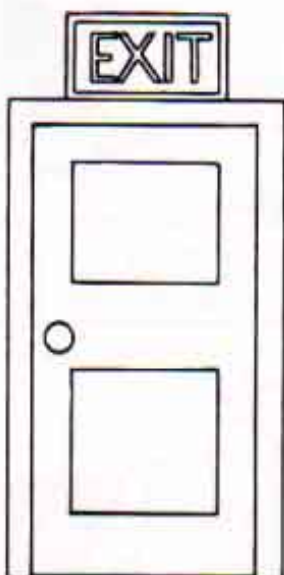
Ww



Name _____



Color the pictures that have the sound of **Xx** in them.





Name _____

Say the sound the letters make.

 **Circle** the pictures in each row that begin with the sound of the letter shown.

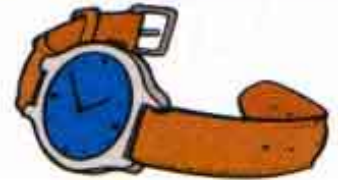
Vv



Vv



Ww



Ww



Xx



Xx



Name _____



Say each picture name.


Draw a green line from each ball of yarn to the pictures whose names begin with the sound of Yy.


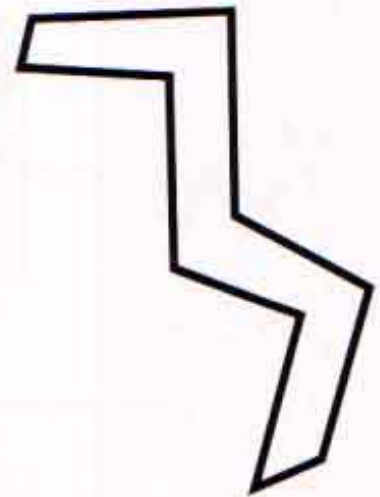
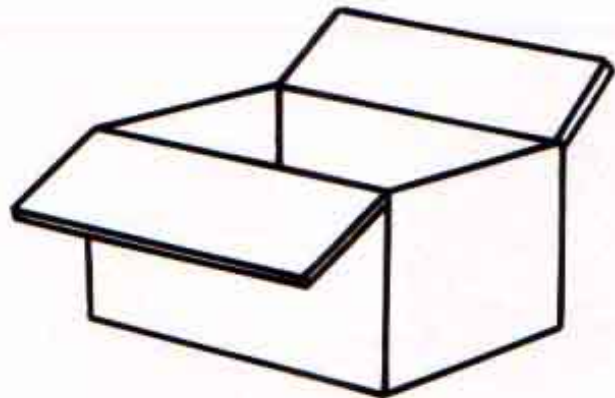
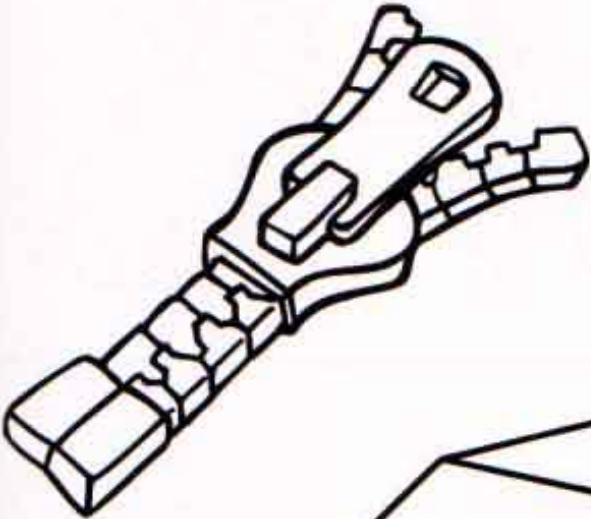




Name _____

Say each picture name.

 **Color** the pictures whose names begin with the sound of **Zz**.



Beginning Sounds

Xx Yy Zz

Name _____

Say the sound the letters make.



Circle the pictures in each row that begin with the sound of the letter shown.

Xx



Yy



Zz



Hh

Ii

Jj

Kk

Ll


Mm

Name _____

Beginning Sounds

Yy Zz

Say the sound the letters make.

 **Circle** the pictures in each row that begin with the sound of the letter shown.

Yy





Yy



Zz



Zz





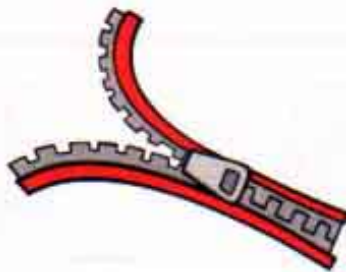
Name _____

Say the name of each picture.

 **Write** the letter that makes the beginning sound for each picture.



_____ ar



_____ ipper




_____ ite



_____ etter



_____ oat



_____ ose



_____ un



_____ ouse



_____ urtle



_____ lasses



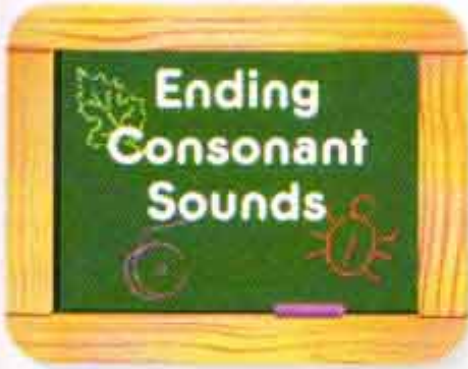
_____ ar




_____ og

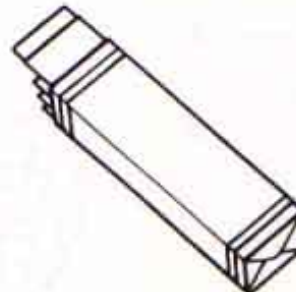

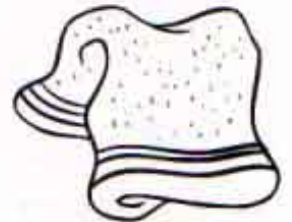




Name _____

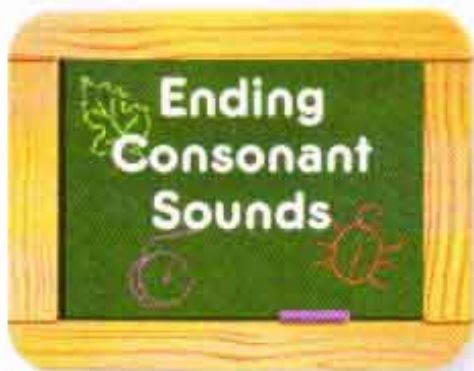


Look at the picture in each box.

 **Color** the pictures in that row that end with the same sound.



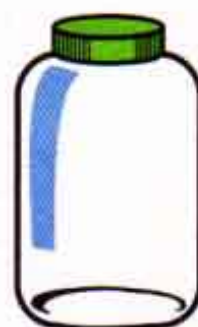


Name _____

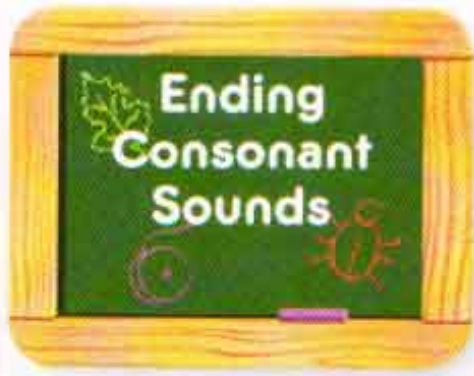


Look at the picture in each box.




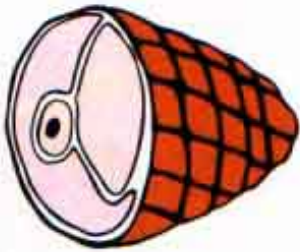
Circle the pictures in that row that have the same ending sound.





Name _____

Say the name of each picture.


Write the letter to complete each word.



ha



ja




ru



pi

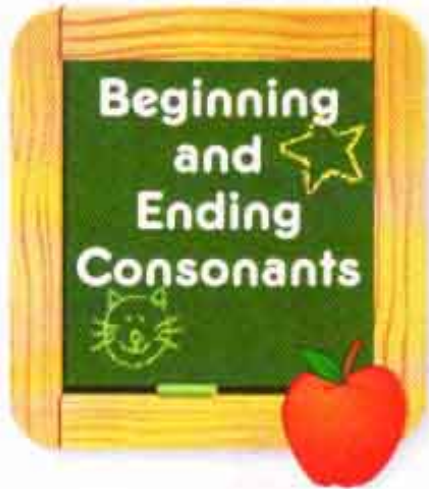


da



re

Name _____



Say the name of each picture.

Draw a blue circle around the picture if it begins with the sound of the letter below it. Draw a green triangle around the picture if it ends with the sound of the letter below it.




w



l



m



k



n



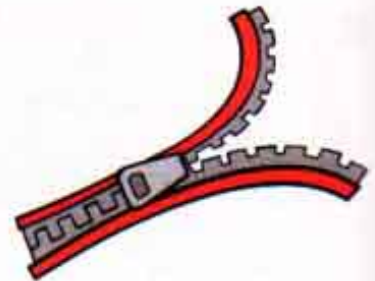
v



t



s






z




Name _____

Say the name of each picture.


 **Draw** a triangle around the letter that makes the beginning sound. **Draw** a square around the letter that makes the ending sound. **Color** the pictures. 



o r t



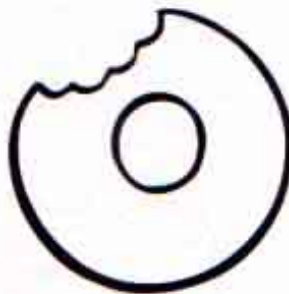
f d w




v t b




x c r



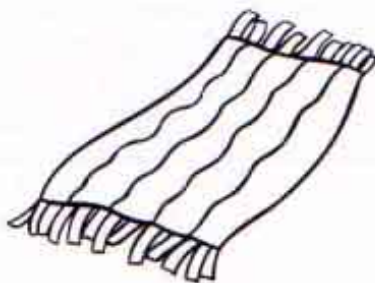
t g d



d a k



l t h



x g r



p t v

Short Vowels

Name _____


Vowels are the letters **a**, **e**, **i**, **o**, and **u**. Short **a** is the sound you hear in **ant**. Short **e** is the sound you hear in **elephant**. Short **i** is the sound you hear in **igloo**. Short **o** is the sound you hear in **octopus**. Short **u** is the sound you hear in **umbrella**.

Say the short vowel sound at the beginning of each row. Say the name of each picture. Then **color** the pictures in each row that have the same short vowel sounds as that letter.

a



e



i



o



u



Hh

Ii

Ll

Mm

Name _____

Review Short Vowels

Aa Ii

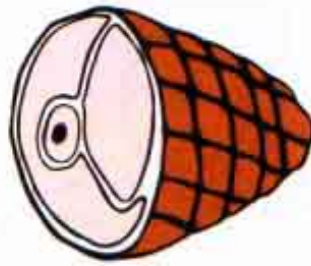
Say each picture name.




Circle the vowel sound you hear.



a i



a i



a i




a i



a i



a i



a i



a i













a i



Name _____

Say each picture name.


 **Circle** the vowel sound you hear.

 <p>o u e</p>	 <p>o u e</p>	 <p>o u e</p>
 <p>o u e</p>	 <p>o u e</p>	 <p>o u e</p>
 <p>o u e</p>	 <p>o u e</p>	 <p>o u e</p>

Vowel Sounds

Name _____

Look at each picture.

 **Draw** a line to the letter that makes the same vowel sound.




a




e



i



o




u

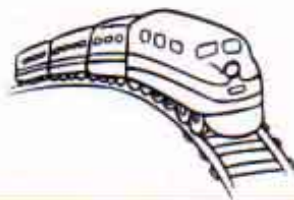
Long Vowels

Name _____

Vowels are the letters **a**, **e**, **i**, **o**, and **u**. Long vowel sounds say their own names. Long **a** is the sound you hear in **hay**. Long **e** is the sound you hear in **me**. Long **i** is the sound you hear in **pie**. Long **o** is the sound you hear in **no**. Long **u** is the sound you hear in **cute**.

Say the long vowel sound at the beginning of each row. Say the name of each picture. Then **color** the pictures in each row that have the same long vowel sounds as that letter. 

a



e



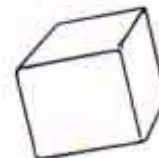
i



o



u






Name _____



Circle the word if it has a long vowel sound. Remember, a long vowel says its name.



feet



snake




cup



hose



tie



hat



dog



rake



bug



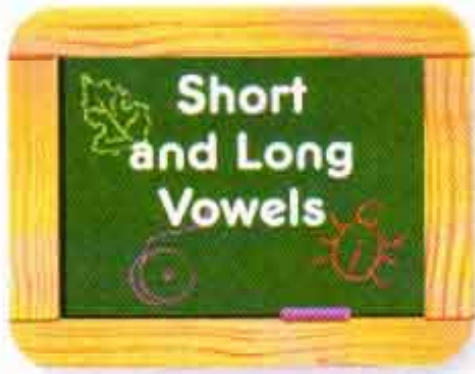
bone



bib



net



Name _____

Say the name of each picture.

Write the vowel on each line that completes the word. Color the short vowel pictures. Circle the long vowel pictures.

a



j _ _ g

e




l _ _ af

i



l _ _ ck

o



t _ _ pe

u



p _ _ n



c _ _ t



c _ _ be



b _ _ ll



k _ _ te




r _ _ pe


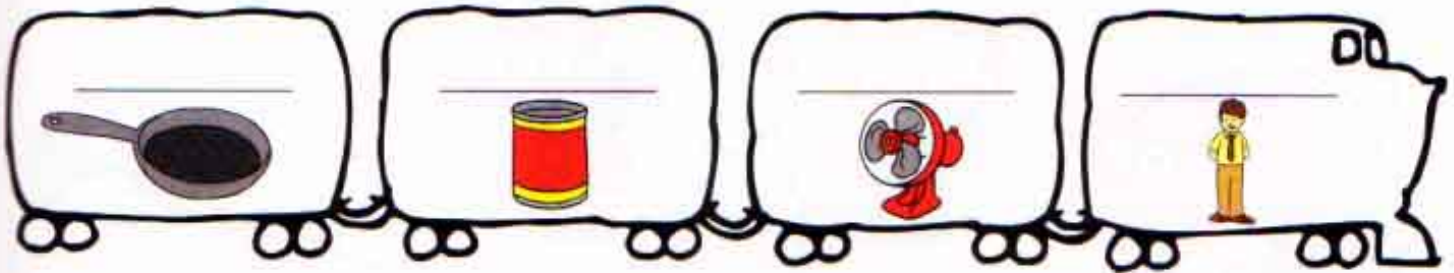


Name _____


Each train has a group of pictures.

 **Write** the word that names the pictures.
Read your rhyming words.

These trains use the short **a** sound as in the word **cat**.



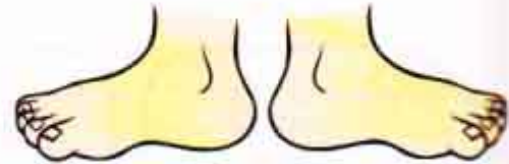
These trains use the long **a** sound as in the word **lake**.





Name _____

Short **e** sounds like the **e** in **hen**. Long **e** sounds like the **e** in **bee**. Look at the pictures. If the word has a short **e** sound, **draw** a line to the **hen** with your **red** crayon. If the word has a long **e** sound, **draw** a line to the **bee** with your **green** crayon.



10





Name _____

Words With i



Short **i** sounds like the **i** in **pin**. Long **i** sounds like the **i** in **kite**.

 **Draw** a circle around the words with the short **i** sound. **Draw** an **X** on the words with the long **i** sound. 

pin



five



pig



slide



kite



lid




tie




bib




pie



Name _____

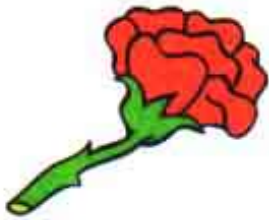


The short **o** sounds like the **o** in **dog**. Long **o** sounds like the **o** in **rope**.

 **Draw** a line from the picture to the word that names it.  **Draw** a circle around the word if it has a short **o** sound.



hot dog



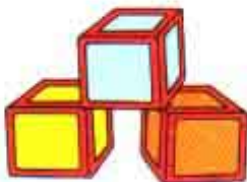
fox



blocks



rose





boat



Name _____

The short **u** sounds like the **u** in **bug**. Long **u** sounds like the **u** in **blue**.

 **Draw** a circle around the words with the short **u** sound. **Draw** an **X** on the words with the long **u** sound. 



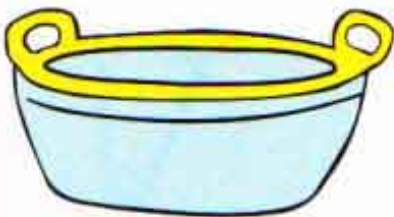
rug



cup



music



tub



suit



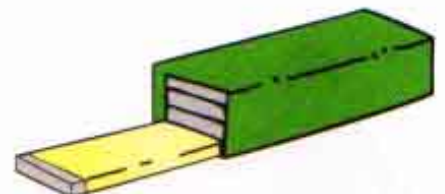
glue



bug




puppy



gum



Name _____

 **Write** the vowel on each line that completes the word.

a

e

i

o

u



c ____ t

b ____ k ____



sm ____ k ____

tr ____



c ____ b

p ____ n




m ____ m

b ____ b



d ____ d

d ____ ck





Name _____



 Keep this list handy and add more words to it.

short a
(ă as in **cat**)

long a
(ā as in **train**)

short e
(ĕ as in **get**)

long e
(ē as in **tree**)

short i
(ĭ as in **pin**)

long i
(ī as in **ice**)

short o
(ŏ as in **cot**)

long o
(ō as in **boat**)

short u
(ŭ as in **cut**)

long u
(ū as in **cube**)



Name _____

When you add an **e** to the end of some words, the vowel changes from a short vowel sound to a long vowel sound. **Example:** rip + **e** = ripe.

Say the word under the first picture in each pair. Then add an **e** to the word under the next picture. Say the new word.



pet



tub



man






kit



pin



cap






Name _____

Consonant blends are two or more consonant sounds together in a word. The blend is made by combining the consonant sounds.

Example: floor

The name of each picture begins with a **blend**.

 **Circle** the beginning blend for each picture.



bl fl cl



cl fl gl




fl bl pl



fl cl gl



pl gl cl



gl fl sl



gl fl cl




sl fl cl



cl gl sl

Name _____



 **Draw** a line from the picture to the blend that begins its word.



sk



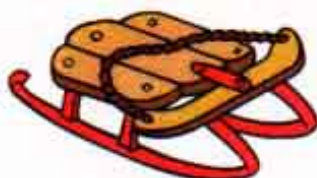
sl



sm



sn




sp



st



sw



Name _____

 Write **It** or **ft** to complete the words.

be



ra



sa



qui




le



Name _____



 **Draw** a line from the picture to the blend that ends the word.



if



lk



sk





st

Rhyming Words

Name _____

Rhyming words are words that sound alike at the end of the word. **Fish** and **dish** rhyme.

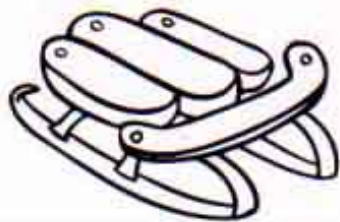
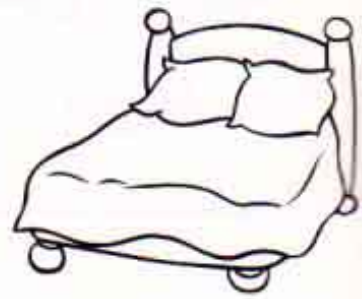
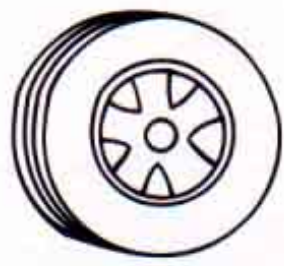
 **Circle** the picture in each row that rhymes with the first picture.

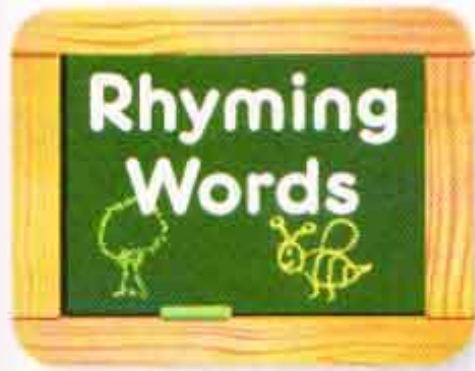


Name _____

Rhyming Words



 **Draw** a line to match each rhyming picture. **Color** the pictures. 





Name _____

Say each word pair aloud.

 **Draw** a circle around each word pair that rhymes. **Draw** an **X** on each pair that does not rhyme. 

Example:

soap
rope

red
dog

book
hook

cold
rock

cat
hat

yellow
black

one
two

rock
sock

rat
flat

good
nice

you
to

meet
toy

old
sold



sale
whale

word
letter

Rhyming Words

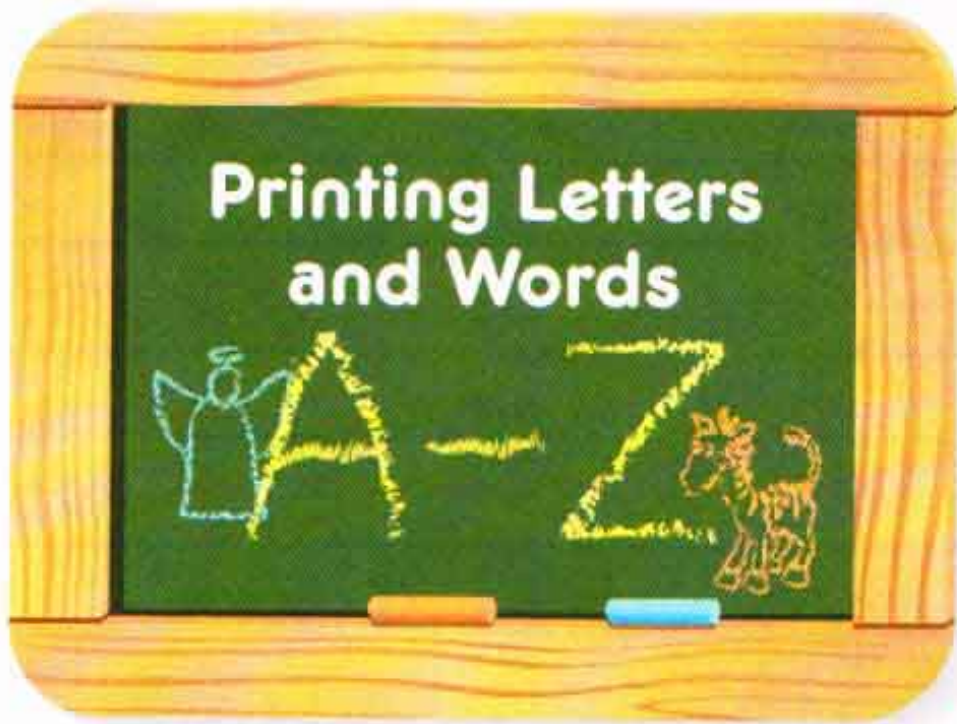
Name _____

 Draw a line to match the pictures that rhyme. Write two of your rhyming word pairs below.



Handwriting practice lines with a dashed middle line.

Handwriting practice lines with a dashed middle line.







Name _____



Practice by **tracing** the letter. Then **write** the letter.





Name _____

 Practice by **tracing** the words. Then **write** the words.


alligator

apple

ant

Ataska





Name _____




Practice by **tracing** the letter. Then **write** the letter.

B B B B B B B

Blank handwriting lines for practicing uppercase letter B.

b b b b b b b

Blank handwriting lines for practicing lowercase letter b.



Name _____



Practice by **tracing** the words. Then **write** the words.

bear

ball

bee

Bobby



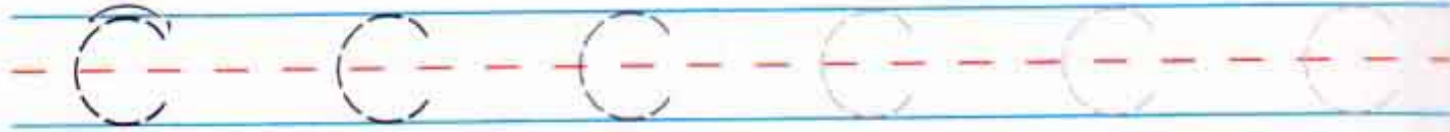




Name _____



Practice by **tracing** the letter. Then **write** the letter.



Hh

Ii

Jj

Kk

Ll

Mm



Name _____



Practice by **tracing** the words. Then **write** the words.

cats


cookies

cards



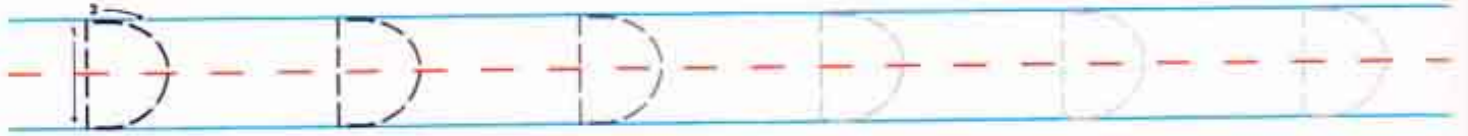
Chuck



Name _____



Practice by **tracing** the letter. Then **write** the letter.





Name _____



Practice by **tracing** the words. Then **write** the words.

duck

dog

dance



Danny



Name _____



Practice by **tracing** the letter. Then **write** the letter.





Name _____



 Practice by **tracing** the words. Then **write** the words.

elephant

egg

elbow



Elie



Name _____



 Practice by **tracing** the letter. Then **write** the letter.





Name _____

 Practice by **tracing** the words. Then **write** the words.

frog

fish

fox



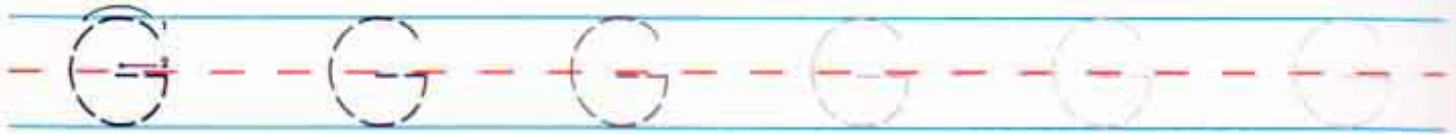
Florida



Name _____



Practice by **tracing** the letter. Then **write** the letter.





Name _____



Practice by **tracing** the words. Then **write** the words.

giraffe

grass

glasses

Gretchen



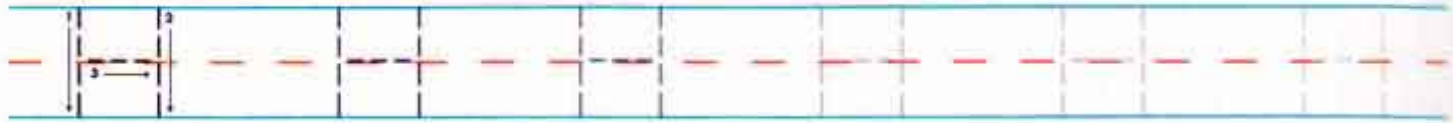




Name _____



Practice by **tracing** the letter. Then **write** the letter.





Name _____



Practice by **tracing** the words. Then **write** the words.

hippo

hat

heart




Hannah



Name _____



Practice by **tracing** the letter. Then **write** the letter.





Name _____




Practice by **tracing** the words. Then **write** the words.

inchworm

iguana

igloo

Indiana








Name _____



Practice by **tracing** the letter. Then **write** the letter.





Name _____



Practice by **tracing** the words. Then **write** the words.

jaguar

jump

jam



June



Name _____




Practice by **tracing** the letter. Then **write** the letter.





Name _____



Practice by **tracing** the words. Then **write** the words.

kangaroo

kite

key

Kelsey








Name _____




Practice by **tracing** the letter. Then **write** the letter.





Name _____



Practice by **tracing** the words. Then **write** the words.

lion

lollipop

lick

Lion



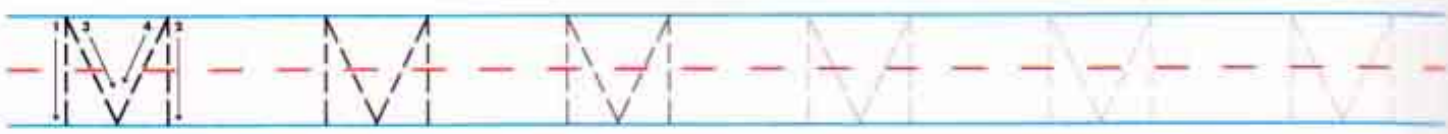




Name _____



Practice by **tracing** the letter. Then **write** the letter.





Name _____



 Practice by **tracing** the words. Then **write** the words.

monkey

mushroom

moon

Megan







Name _____



Practice by **tracing** the letter. Then **write** the letter.





Name _____



Practice by **tracing** the words. Then **write** the words.

nwt


nest

note



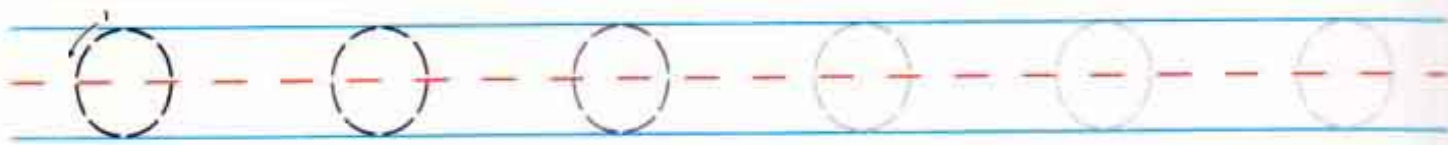
Nebraska



Name _____



 Practice by **tracing** the letter. Then **write** the letter.



Hh


Ii

Jj

Kk

Ll

Mm



Name _____



Practice by **tracing** the words. Then **write** the words.

ostrich

octopus

olive

Olivia


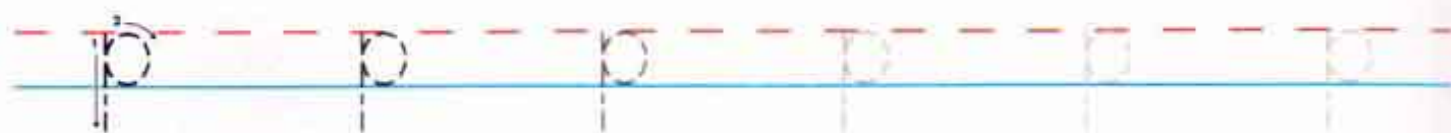





Name _____



Practice by **tracing** the letter. Then **write** the letter.





Name _____



Practice by **tracing** the words. Then **write** the words.

penguin

pizza

pencil

Paul







Name _____



Practice by **tracing** the letter. Then **write** the letter.





Name _____



 Practice by **tracing** the words. Then **write** the words.

quail

queen

quarter

Quincy








Name _____



Practice by **tracing** the letter. Then **write** the letter.





Name _____



Practice by **tracing** the words. Then **write** the words.

rabbit

ribbon

race

Randy



Name _____



Practice by **tracing** the letter. Then **write** the letter.

S S S S S S

Blank handwriting lines for practicing the letter 'S'.

s s s s s s

Blank handwriting lines for practicing the letter 's'.

Hh

Ii

Jj

Kk

Ll

Mm



Name _____

 Practice by **tracing** the words. Then **write** the words.

seat

sun

shell

Susan



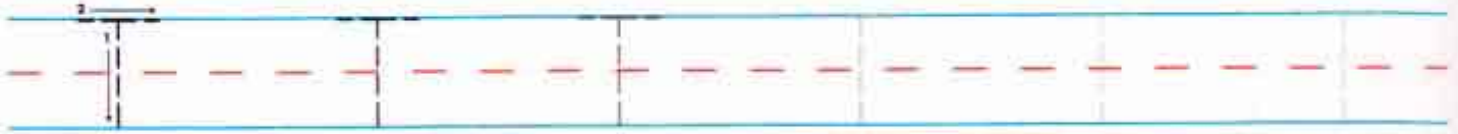




Name _____



Practice by **tracing** the letter. Then **write** the letter.





Name _____



 Practice by **tracing** the words. Then **write** the words.

turtle

tiger

tie

Tom



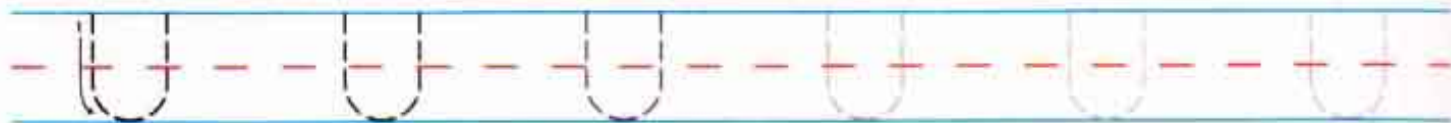




Name _____



Practice by **tracing** the letter. Then **write** the letter.





Name _____



Practice by **tracing** the words. Then **write** the words.

umpire

umbrella

under

Uncle Bob









Name _____



Practice by **tracing** the letter. Then **write** the letter.





Name _____



Practice by **tracing** the words. Then **write** the words.

vulture

violin

vest

Vicki

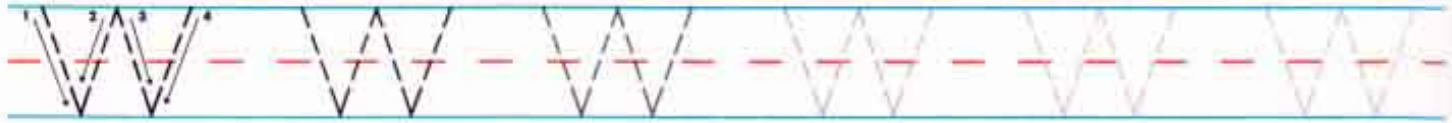




Name _____



Practice by **tracing** the letter. Then **write** the letter.





Name _____



 Practice by **tracing** the words. Then **write** the words.

whale

walrus

water

William







Name _____



Practice by **tracing** the letter. Then **write** the letter.





Name _____



 Practice by **tracing** the words. Then **write** the words.

xylophone

fox

mix

X-ray





Name _____



Practice by **tracing** the letter. Then **write** the letter.



Hh


Ii

Jj

Kk

Ll

Mm



Name _____



Practice by **tracing** the words. Then **write** the words.

yak

yo-yo

yarn

Yvonne



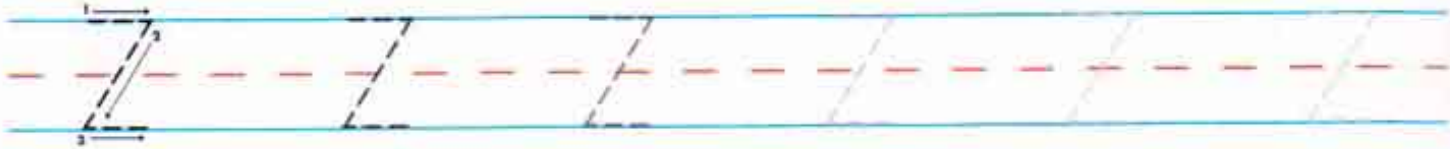




Name _____



Practice by **tracing** the letter. Then **write** the letter.





Name _____



 Practice by **tracing** the words. Then **write** the words.

zebra

zipper

zoo

Zack





Name _____



GOOD
JOB!

WELL
DONE!

I can print alphabet letters!

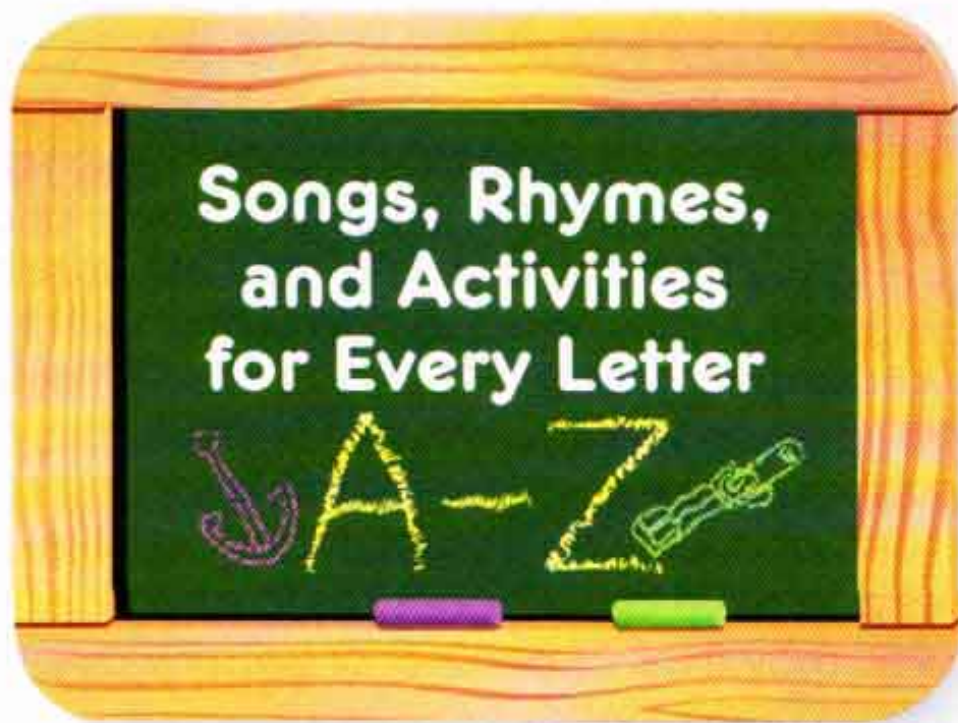
Show off your printing
by **writing** your name
and age below. Then
color the whole picture!



Name: _____

Age: _____

Date: _____



For Parents, Caregivers, and Educators

This section includes songs, rhymes, and activities that allow children to learn and reinforce the letters of the alphabet in creative and playful ways. Even very young children can participate in the songs, rhymes, and games, and become more familiar with the alphabet.

There are several activities for each letter of the alphabet. They feature a variety of curriculum areas such as art, language, math, science, music, movement, and learning games. Many of these activities can serve as springboards to other ideas; that is, you may think of another or better way of presenting a certain letter.

If some of the activities appear to be too juvenile for the children that you are working with, encourage them to lead a younger sibling or friend in the songs and verses. This will help reinforce the alphabet for the child leading the activities.

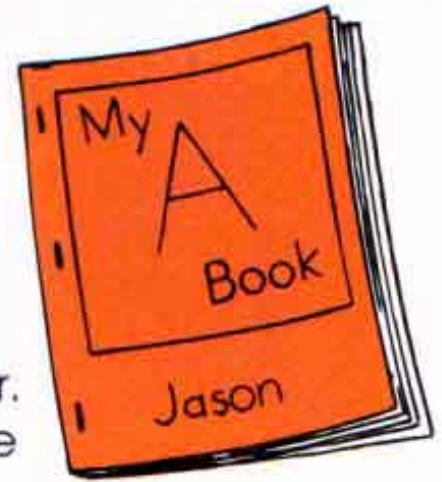
Although these songs, rhymes, and games are educational, they are also fun. Enjoy each activity with the children as you work with them to better learn and understand the alphabet.



Name _____

My A Book

Make a book for each child by stapling several sheets of white paper together with a construction paper cover. Print "My A Book" and the



child's name on the front. Set out magazine pictures of things whose names begin with A, along with upper- and lowercase A's cut from ads or article titles. Let the children choose the pictures and letters they want and glue them onto their book pages. Later, arrange a time for the children to "read" their books to you.

A, A, What Can I Say?

A, A, what can I say?
Just what can I say about the letter A?

Airplane and *alligator* start with an A.
Acorn and *apple* begin the same way.

Anchor and *astronaut* start with A too,
As do *apron* and *acrobat*, to name just a few.

Abacadabra begins with an A.
It's a magical word that I like to say.

Ant and *ax* both start with A.
Let's hear it for A! Hip, hip, hurray!





Name _____

Six Buzzing Bumblebees

Cut six ovals out of black felt. Glue yellow felt strips on the ovals to make simple felt bees. If desired, label each bee with a sticker *B* or a felt *B*. Place the bees on a flannel board. As you recite the poem below, remove the bees one at a time.

Six buzzing bumblebees
Flying around the hive,
One buzzes off
And that leaves five.


Five buzzing bumblebees
Flying near my door,
One buzzes off
And that leaves four.

Four buzzing bumblebees
Flying around a tree,
One buzzes off
And that leaves three.

Three buzzing bumblebees
In the sky so blue,
One buzzes off
And that leaves two.

Two buzzing bumblebees
Flying by the sun,
One buzzes off
And that leaves one.

One buzzing bumblebee
Looking for some fun,
It buzzes off
And that leaves none.






Name _____

Clothes on the Clothesline

Cut clothes shapes out of construction paper. Print the letter C on most of the shapes and print other letters on the rest. Hang a clothesline between two chairs and set out a basket of clothespins. Remind the children that *clothes*, *clothesline*, and *clips* all begin with C. Let the children take turns sorting through the clothes shapes and clipping those that are marked with C to the clothesline.



C Song

Sung to: "Skip to My Lou"

Carrots, castles, candy canes,
Cucumbers and clouds with rain,
Cats and cookies, crayons too.
I think C is cool. Don't you?





Name _____

Dot D's

Cut large letter *D* shapes out of heavy paper. Let the children decorate their letters by attaching different colored self-stick dots. Or use a hole punch to punch small circles

out of construction paper. Remind the children that the word *dot* begins with *d*. Have the children glue the circle "dots" on their *D* shapes.



Put Some Doughnuts on the Dish

Sung to: "If You're Happy and You Know It"

Put some doughnuts on the dish, on the dish,
Put some doughnuts on the dish, on the dish.
Put some doughnuts on the dish,
Put as many as you wish.

Then say, "*D* is for the doughnuts on the dish."

Repeat, substituting other words that begin with *d* for the word *doughnuts*.





Name _____

Elephants Balancing

Arrange a long piece of string on the floor in a wide circle. Have the children line up by the circle and pretend to be elephants. Recite the rhyme below and let the first child in line start walking around on the string. Then have the second child start walking on the string as you

repeat the rhyme, this time beginning with the words "Two little elephants balancing." Continue in the same manner until all the children are walking on the string. Then change the last line of the poem to read: "Now, no more elephants."



One little elephant balancing,
Step by step on a piece of string.
Oh, my—what a stunt!
Now, here comes another elephant.

E, E, What Do You See?

Sung to: "Skip to My Lou"

E, E, What do you see?
What do you see that starts with E?
I see an elf, that's what I see.
Hip, hip, hurray for E!



Repeat, substituting other words that start with e for the word *elf*. Set out some objects to help the children, if you wish: an egg, a stuffed elephant, an easel, an envelope, and an eraser, or pictures of an elbow, an ear, an eye, an elevator, an emergency squad, a railroad engineer, an exit sign, and any other e words you can think of.



Name _____

Fingerpainted Fans

Give each child a paper plate to use for the top part of a fan. Let the children fingerpaint on their plates, using any color(s) they wish. Allow the plates to dry on a flat surface. Make a handle for each fan

by gluing two tongue depressors together and slipping the edge of the paper plate between them. When the glue has dried, have the children print the letters *Ff* on each fan. Then let the children have fun fanning their faces with their fingerpainted fans.



Found an F

Place items whose names begin with *f* on the floor. Some examples of things you might use are flower, feather, fork, fan, toy frog, toy fish, toy fence, flag, flute, football, fur. Have the children sit in a circle around the items. Let one child begin by choosing an item, holding it up, and naming it. Then sing the song below, substituting the name of the item for *feather* and the child's name for *Jamie*. Continue until each child has had a turn.

Sung to: "Found a Peanut"

Found a feather, found a feather,
Found a feather on the floor.
Jamie just now found a feather
Found a feather on the floor.






Name _____

Creating Green

Place small amounts of yellow and blue fingerpaint inside a recloseable plastic sandwich bag. Have the children sit in



a circle. Pass the bag around and let each child rub it gently in his or her hands. When the bag gets back to you, hold it up and let the children observe the new color they created. Announce "G is for green!"

G Song

Sung to: "Twinkle, Twinkle, Little Star"

When I look around I see
 Many things that start with G.
 I see *grass* and *girls* galore,
 I see *gloves* and so much more.
 Won't you look around with me
 And sing for things that start with G?



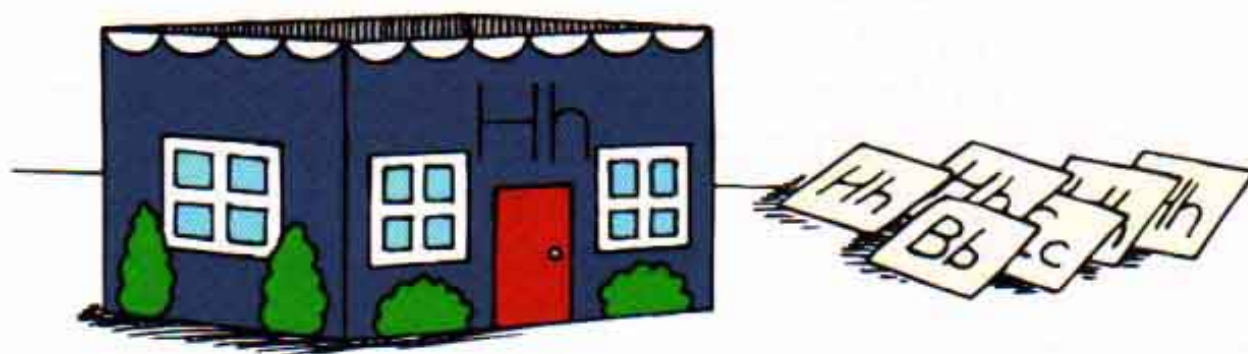
Have the children sit in a circle on the floor. Repeat, substituting other words that begin with *g* for the words *grass*, *girls*, and *gloves*. Have pictures of *g* items such as *gate*, *grasshopper*, *gift*, *gum*, *glass*, *garden*, *garage*, *gas pump*, *glitter*, *glue*, *globe*, *goggles*, and *golf club* in the middle of the circle to give children ideas for other pictures whose names begin with *g*.



Name _____

H's in the House

Decorate a box to look like a house and print the letters *Hh* for *house* on the front. Cut index cards in half. Print *Hh* on most of the cards and print other letters on the rest. Let the children take turns sorting through the cards and placing those that are marked with *Hh* inside the house.



I Am a Housepainter

Sung to: "Hokey-Pokey"

I dip my paintbrush in,
I take my paintbrush out,
I dip my paintbrush in,
Then I brush it on a house.
I am a housepainter,
And I paint inside and out.
That's what my job's about.






Name _____

Inkblots

Give each child a sheet of white construction paper. Let the children squeeze drops of colored ink or food coloring (to resemble ink) on their papers. Help them fold their papers in half. Have them

gently rub across their papers and then unfold them to reveal the inkblot designs they created. Encourage the children to tell what they think their inkblots look like. Then cut out the designs and use them to make a bulletin board display titled "IIs for *Inkblots*."



I Is Such a Simple Letter

Sung to: "Twinkle, Twinkle, Little Star"

I is such a simple letter,
There's no other that I like better.
I stands for me when I want it to,
I is for *ink* and for *ice cream* too.
I is such a simple letter,
There's no other that I like better.

Repeat, substituting other words that begin with *i* for the words *ink* and *ice cream*.





Name _____

Jewelry J's

Give each child a 6-inch-tall *J* shape cut from posterboard. Have the children decorate their letters by gluing on such materials as glitter, small beads, sequins, or foil scraps. Punch

holes in the tops of the letter shapes. Then tie on loops of yarn or colored cord and let the children wear their "jewelry *J*'s" as necklaces.



A Journey to Japan

I am taking a journey to Japan,
My jet is leaving in June.
I am packing up my *J* things,
You'd think I was off to the moon.

I am taking a jack-o'-lantern
And plenty of juice and Jell-O.
Of course, I will take my jewelry
And my jacket that's sort of yellow.

I am planning to take my jellyfish,
Who speaks perfect Japanese.
He taught me how to jitterbug,
Jeepers, that jars the knees!

I packed a jigsaw puzzle
And a book about how to juggle.
I didn't forget my jack rabbit,
The bed toy I love to snuggle.

Now I'll just pack my jump rope
And a jar of jam, if I can.
Then I think I'll have all my *J* things
For my journey to Japan.

Read the rhyme once through to the children. Then repeat the rhyme slowly and have children raise their hands as they hear a *j* word. Have them name the word that begins with *j*.





Name _____

Kangaroo Pouch Game

Draw a large picture of a kangaroo on a sheet of posterboard. Cut a pocket shape from fabric and staple it to the kangaroo picture for a



pouch. Title the picture "K Is for *Kangaroo*" and hang it on a wall at the children's eye level. Cut several pictures from magazines, most of them of objects that begin with *k*, and place them facedown on a desk or table. Have children come to the desk or table one at a time and choose a picture. If the picture name begins with *k*, he or she can put the picture in the kangaroo's pouch. If the picture name begins with another letter, have the child place it in a separate pile.

We Say K's OK

Sung to: "Old MacDonald Had a Farm"

There is a letter we all know,
And its name is *K*.
K is a letter that we like.
We say *K*'s OK.
K is for *king*, *K* is for *key*,
K is for all the *kites* we see.
There is a letter we all know,
And its name is *K*.

Repeat, substituting other words that begin with *k* for the words *king*, *key*, and *kites*.






Name _____

I'm a Lion

Sung to: "Three Blind Mice"

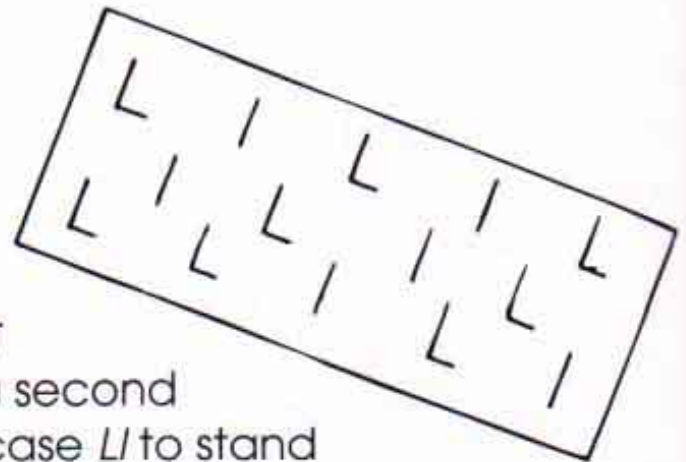
I'm a lion, I'm a lion,
Hear me roar, hear me roar.
I love to sleep out in the sun,
And chase other animals just for fun.
In all the jungle I'm Number One.
I'm a lion.

Ask children to substitute other animal names that begin with the letter *l* and make appropriate substitutions in the song and sing it with the new words. For instance, they might choose *lamb*, *baaa*, and *barnyard*.



Leg Twist

Print large upper- and lowercase *L*'s on a long piece of butcher paper, spacing them out evenly. Ask one child to place one foot on an uppercase *L* and the other foot on a lowercase *l*. Have the first child remain standing in place as a second child locates an upper- and lowercase *Ll* to stand on. Continue until all the children are standing on the butcher paper. The more children that are involved in the game, the more giggles and unusual positions there will be.





Name _____

Musical Chairs

Place a chair for each child in a circle, facing out. Tape a picture whose name begins with *m* on the backs of most of the chairs. On the remaining chairs, tape a picture whose name begins with another letter.

Start the music while the children walk around the chairs. When the music stops, children should try to find a chair with a picture whose name begins with *m*. Those left standing or sitting in chairs with pictures whose names begin with another letter must leave the game. Make sure that there is always at least one chair whose picture names an object that begins with a letter other than *m*. Continue play until the last child is seated in a chair that names an object that begins with *m*.



The M's Are Marching

Sung to: "When Johnny Comes Marching Home"

The *M*'s are marching round the room, hurray, hurray!
 The *M*'s are marching round the room in a big parade.
 A *monkey*, a *mouse*, a *mitten*, and *more*,
 All are marching round the floor.
 Oh, we're all so glad that they could come today!

Let three children at a time hold items that begin with *m* as you sing and march around in a circle. Substitute the names of the items for the words *monkey*, *mouse*, and *mitten*.





Name _____

Newspaper N's

Collect the comics section from newspapers. Give each child one comics page and a felt-tip marker. Have the children search for *N* or *n* on their newspaper pages and circle them with their felt-tip markers.

Remind the children that the word *newspaper* begins with *n*. After all the children have finished, have them count their *N*'s and *n*'s and see who has the most.



N Song

Sung to: "Ten Little Indians"

N is for *nine* and *N* is for *noodles*,
N is for *nine* and *N* is for *noodles*,
N is for *nine* and *N* is for *noodles*.
 Let's count *nine noodles* now.

One little, two little, three little *noodles*,
 (Count out *noodles* one at a time.)
 Four little, five little, six little *noodles*,
 Seven little, eight little, *nine* little *noodles*.
Nine little *noodles* now.

Continue with similar verses, substituting such objects as *napkins*, *nickels*, or *nuts* for *noodles*.






Name _____

O Chains

Cut construction paper into 1- by 10-inch strips. Place the strips in a box and set out glue. Let the children use the paper strips to make chains of O's. If desired, hook the chains together as they are completed and hang them around the room.



Printing O's

Pour different colors of tempera paint into shallow containers. Set out construction paper and objects with round open ends, such as cardboard toilet tissue tubes, drinking straws, margarine tubs, and plastic bottles. Invite the children to print O's of various colors and sizes by dipping the open ends of the objects into the paint and pressing them onto their papers. Encourage them to make a colorful design on their papers.





Name _____

Paula Had a Party

*Paula had a party, and I think you'll agree
That a lot of attention was paid to P.*

*Poodles and polar bears paraded by,
Pigeons and parakeets came to fly.*

*Penguins splashed around
in Paula's pool.
People drank purple juice
just to keep cool.*

*Peaches and pears were
served on plates.
The peanuts and popcorn
tasted just great.*

*Panda played the piano,
ever so proud,
Till Paula shouted, "You're
playing too loud!"*

*Then Paula looked around,
her place was a mess.
She was tired of P, she needed a rest.*

*"Please leave my party!" Paula said.
Then Paula turned around and went to bed.*

Read the poem through one time. Then read it again slowly, asking the children to raise their hands every time they hear a word that begins with the letter *p*. Ask them to name the *p* word.





Name _____

Q Is for Quilt

Give each child a 9-inch square of construction paper that has been creased diagonally both ways. Cut or have the children cut diamond shapes from aluminum foil and colorful paper scraps. Let the children glue the diamond shapes on their squares in patterns, using the

creases on their squares as guidelines. Arrange the squares in a rectangular shape on the floor and tape them all together to make a quilt. Display the quilt on a wall or a bulletin board and title it "Q Is for Quilt."



I Like Q

Sung to: "Twinkle, Twinkle, Little Star"

Q is for *queen* with a crown on
her head,
Q is for *quilt* that covers my bed.
Q is for *questions* I like asking,
Q is for ducklings'
quack-quack-quacking.
Q is for *quarter* and *quick* and *quill*,
I like Q and I always will.





Name _____

Rock Matching Game

Collect five pairs of rocks ranging in size from small to large. Paint the rocks and allow them to dry. Group the rocks into pairs of matching sizes. Print an uppercase *R* on one of the rocks in

each pair and a lowercase *r* on the other. Then mix up the rocks and let the children take turns finding the matching pairs.



Round Go the R's

Sung to: "Ten Little Indians"

*Round and round and round go the R's,
Round and round and round go the R's,
Round and round and round go the R's.
Round and round the ring.*

*Round goes a rock and a rope and a ruler,
Round goes a rock and a rope and a ruler,
Round goes a rock and a rope and a ruler,
Round and round the ring.*

Let three children at a time hold *R* items as they sing and walk around in a circle. Substitute the names of the items for the words *rock*, *rope*, and *ruler*.





Name _____

Sandy Snakes

Have the children brush glue onto sheets of paper to create fat snakes that look like S's. You may wish to demonstrate the S shape on the board.

Have them sprinkle sand on the wet glue and then tap off the excess sand over a trash can. After the glue has dried, encourage the children to feel their sandy snakes with their hands.



S Movement Game

Recite the poem below and have the children act out the movements described.

*Stand in a circle, stoop down low,
Now stand up straight and tall.
Stamp, stamp, stamp your feet,
Now quietly curl up small.*

*Swing, swing, swing your arms,
Stretch, stretch your spines.
Sway, sway, swing, and sway,
Now smile—you're looking fine!*



After the children have completed the activity once, ask them what movements begin with the letter s.



Name _____

Tissue Triangle Art

Cut or have the children cut triangles out of different colors of tissue paper. Set out brushes and diluted glue. Give




each child a piece of waxed paper. Have the children brush the glue onto their papers and place the triangles on top of the glue. Encourage them to work on small areas at a time and to overlap their triangles to create new colors. For a shiny effect, brush more glue over the children's papers after they have finished. Attach construction paper frames. Then punch a hole in one corner of each frame and hang the papers from the ceiling or on a bulletin board.

Tap Your Toe for T

Sung to: "Row, Row, Row Your Boat"

*Tap, tap, tap your toe,
Tap your toe for T.
Tap for train and turkey and toy,
Tap, tap, one, two, three.*

Repeat, substituting other words that begin with *t* for the words *train*, *turkey*, and *toy*.





Name _____

Umbrella Color Game

Cut one umbrella shape each from the following colors of felt: green, red, purple, blue, yellow, and orange. Hand one umbrella shape a piece to six students. (You may wish to read the poem more than once to allow every student to have one umbrella shape.) As you read the poem below, let the child with the appropriate umbrella place the umbrella on a flannelboard. Remind the children that the word *umbrella* begins with the letter *u*.

We keep our umbrellas not far away,
Reading and waiting for a rainy day.

Here is a green one to keep me dry
When I open it up and hold it high.

Have you seen the umbrella that's ruby red?
It looks so regal held over my head.

The rain can get heavy, oh me, oh my,
But the purple umbrella will keep me dry.

I love the umbrella of sweet sky blue.
It's big enough for both me and you.

The yellow umbrella is bright like the sun.
Jumping puddles with it is ever so fun.

The orange umbrella is saved for showers,
The kind of rain that wakes up the flowers.

Our umbrellas are fun and so nice to see.
Just look at them all; I'm sure you'll agree.





Name _____

Volcano Fun

Make a "volcano" by placing a small paper cup upright in a pie pan and forming a mountain around it with clay or playdough. Inside the cup place a tablespoon of baking soda.

Let the children take turns adding tablespoons of vinegar to the cup and observing as the volcano "erupts." Remind the children that the words *volcano* and *vinegar* begin with v.



I Love to Make the Letter V

Sung to: "Pop! Goes the Weasel"

I love to make the letter V
 For everyone to see.
 (Form V with two fingers.)
 V is for *vinegar*, V is for *van*,
 And V is for *victory*!

Repeat, substituting other words that begin with v for the words *vinegar* and *van*. (You may wish to keep *victory* in the last line of the song for rhyming purposes.)





Name _____

Welcome, Little W

Sung to: "Twinkle, Twinkle, Little Star"

Welcome, little W,
We like you, we really do.
Waffles that we love to eat,
Watermelons, oh, so sweet.

W, we'll wave today,
When we see you come our way.

Welcome, little W,
We like you, we really do.
Worms and wagons here and there,
Walls and windows everywhere.
W, we'll wave today,
When we see you come our way.

Continue with similar verses, substituting other words that begin with w for the words worms, wagons, walls, and windows.

Wallpaper W's

Cut a large letter W shape for each child out of heavy paper. Set out glue and wallpaper samples. Remind the children that *wallpaper* begins with w. Let the children tear the wallpaper into small pieces and glue them all over their letters.





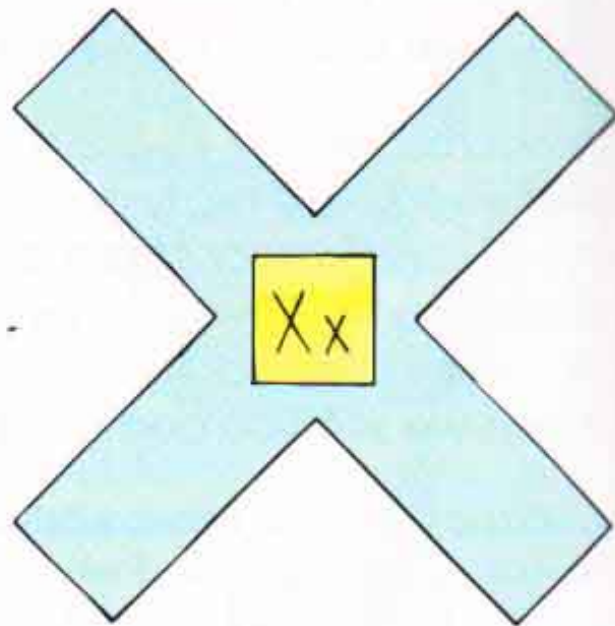
Name _____

X Marks the Spot

Tape a large poster board X to the floor (or make an X with masking tape). Print X's and other letters on Post-it® notes and stick them on objects around the room. Let the children walk around and search for the X notes. Whenever a child finds one, have him or her remove it

and then stick it to the center of the large X on the floor. Continue until each child has found at least one X note.


Extension: Follow up by playing an "X Marks the Spot" game. Attach a squeaky toy to the center of the X on the floor. Then let the children take turns trying to toss a beanbag onto the center of the X to make the toy squeak.



X's Mean Kisses

Sung to: "Skip to My Lou"

X's mean kisses I like a lot,
 X is for X ray and "X marks the spot."
 X is for xylophone I like to play,
 X is quite extra-special, I'd say.





Name _____

Young Yolanda

Bring in a yo-yo and demonstrate how to use it. You may wish to pass the yo-yo around and have the children try using it. Then read the poem below, encouraging the children to join in on the repeated verses. As they do so, have them move one arm up and down like a yo-yo. You may wish to pass the yo-yo around and have those who want to, work the yo-yo on the chorus "That's the way the yo-yo goes."

Young Yolanda rides a *yak*,
Sitting proudly on its back.

High, low—High, low.
That the way the yo-yo goes.

Young Yolanda sails a *yacht*,
Especially when it's very hot.

High, low—High, low.
That's the way the yo-yo goes.

Young Yolanda does her *yoga*
In a sunny *yellow* toga.

High, low—High, low.
That's the way the yo-yo goes.

Young Yolanda just loves *yams*,
Served up nicely with canned hams.

High, low—High, low.
That's the way the yo-yo goes.

Yolanda *yodels* in her yard.
That Yolanda's such a card!

High, low—High, low.
That's the way the yo-yo goes.

Yolanda says that *yogurt's* yummy,
Good and healthy in your tummy.

High, low—High, low.
That's the way the yo-yo goes.

After you've read through the poem once, read it a second time slowly and have the children tell you each time you name a word that begins with y (other than the repeated chorus). Have them name the word that begins with y.

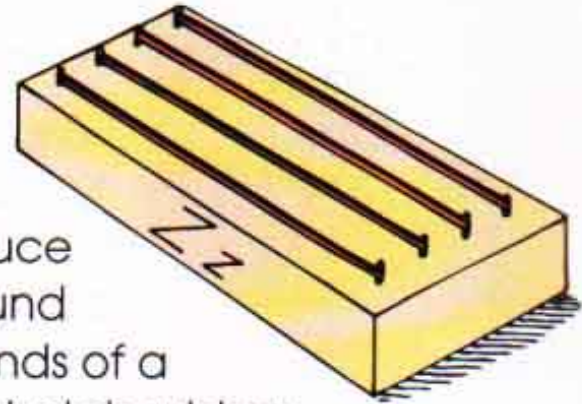




Name _____

Zither Fun

Make a "zither" for the children to play with to introduce the sound of z. Pound nails at opposite ends of a sturdy board and stretch rubber bands from nail to nail as shown in the illustration. Print the letters Zz on the side of your zither to show that *zither* begins with z. Have the children take turns plucking it as the class sings favorite songs.



bands from nail to nail as shown in the illustration. Print the letters Zz on the side of your zither to show that *zither* begins with z. Have the children take turns plucking it as the class sings favorite songs.

Five Little Zinnias

Make five zinnia shapes out of felt and print Z's in the centers. Place the shapes on a flannelboard. Let the children take turns "picking" the zinnias as you read the poem below.

Five little zinnias,
Growing outside my door.
I picked one for Grandma,
Now there are four.

Four little zinnias,
The prettiest I've seen.
I picked one for Grandpa,
Now there are three.

Three little zinnias,
Just a lovely few.
I picked one for Mommy,
Now there are two.

Two little zinnias,
Reaching for the sun.
I picked one for Daddy,
Now there is one.


One little zinnia.
A colorful little hero.
I picked it just for you,
Now there are zero.



CONGRATULATIONS!

You know your Alphabet!

Color this ribbon your favorite colors. Cut it out and wear it or hang it up for everyone to see!



Answer Key




7



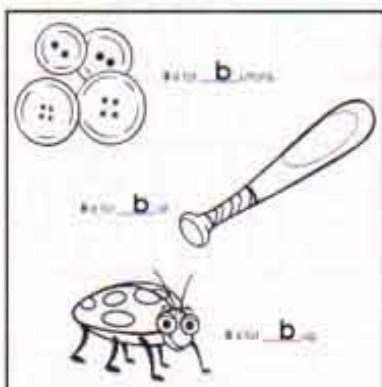
8



9



11



12



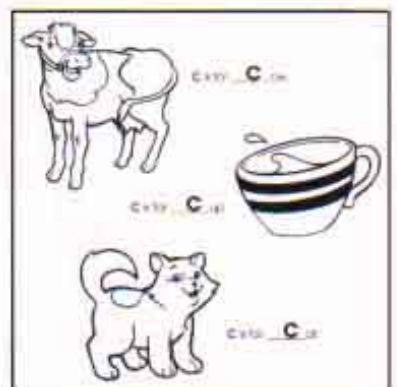
13



14



16



17



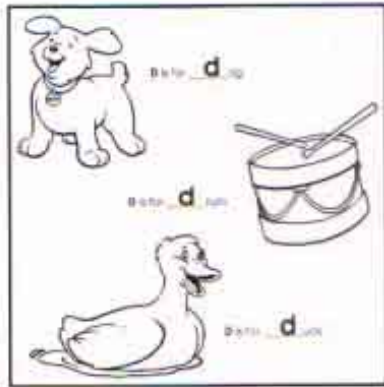
18



19



21



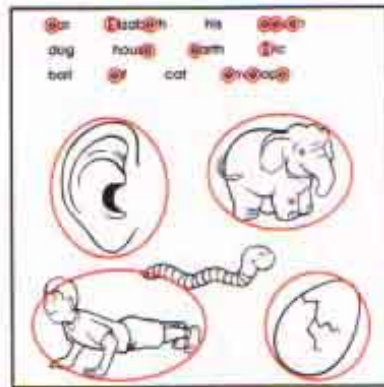
22



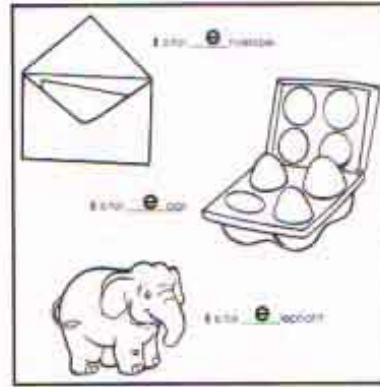
23




24



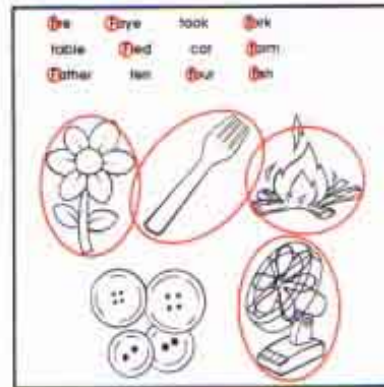
26




27



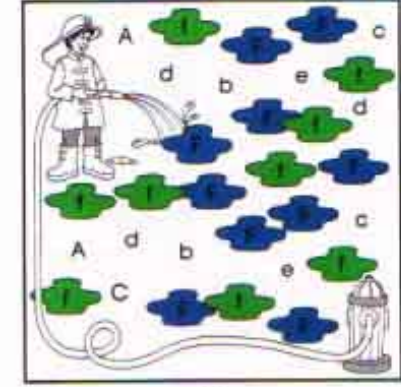
28



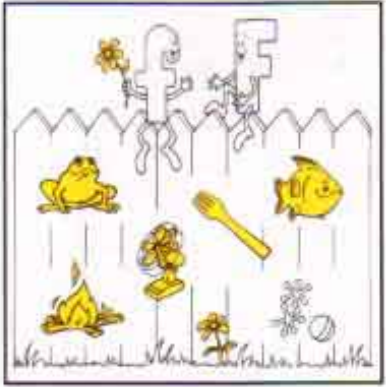
30



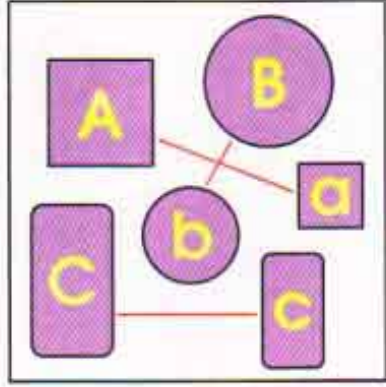
31



32




33



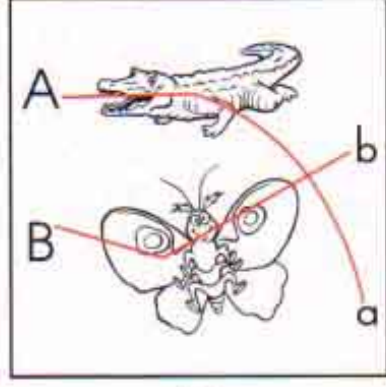
36



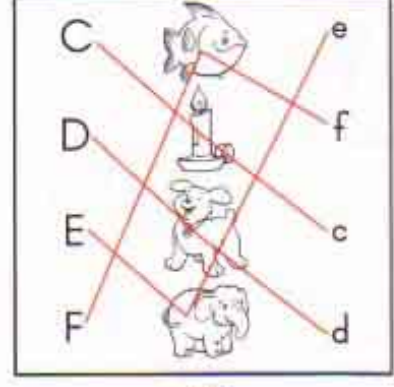
37



38



39




40



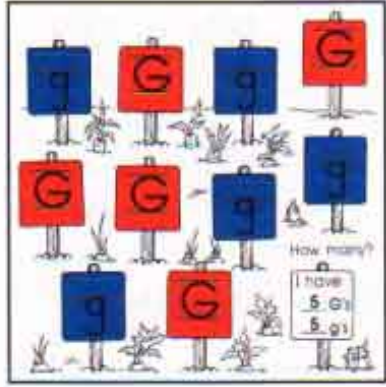
42




43



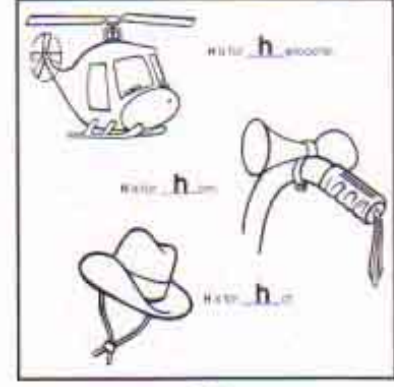
44



45



47



48



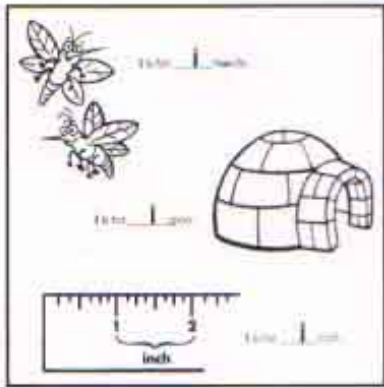
49




50



52




53



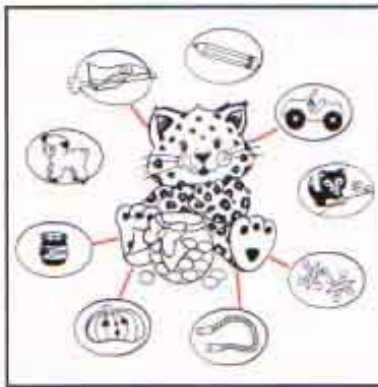
54



56



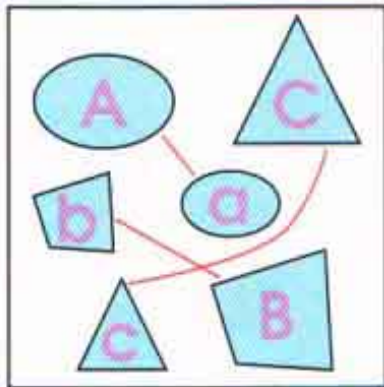
57



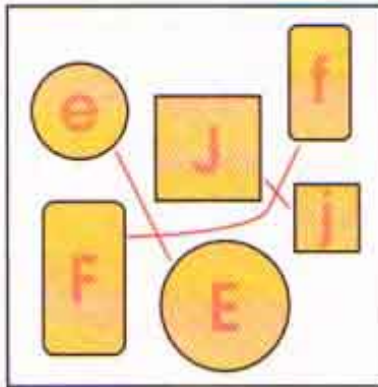
58



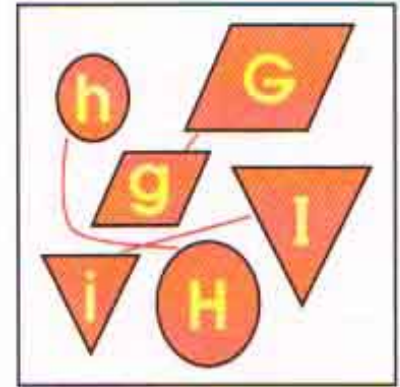
59



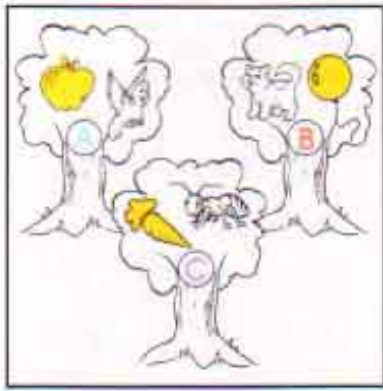
62



63



64




65



66



68



69



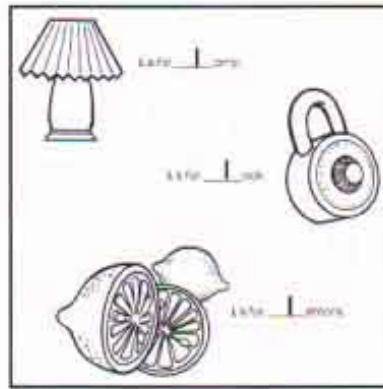
70



71



73



74



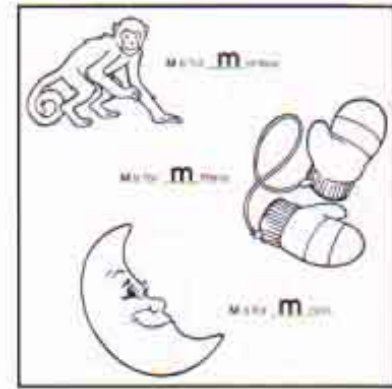
75



76



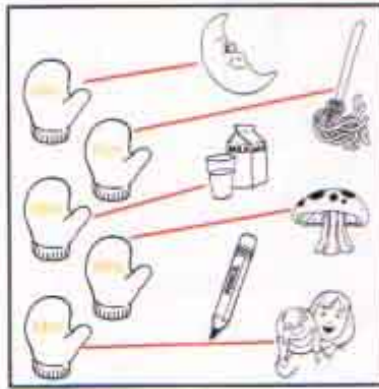
78



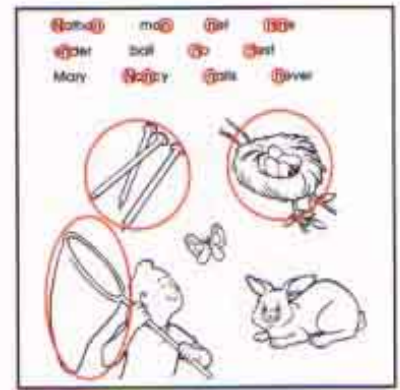
79



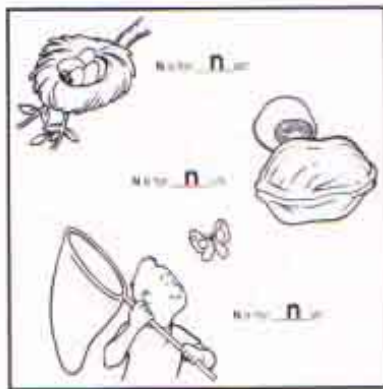
80



81



83



84



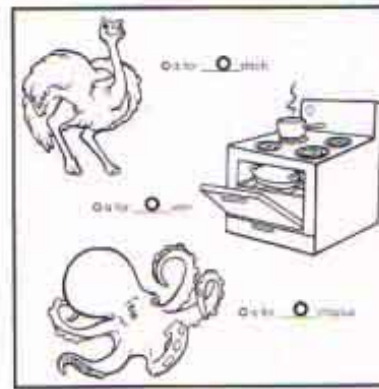
85



86




88




89



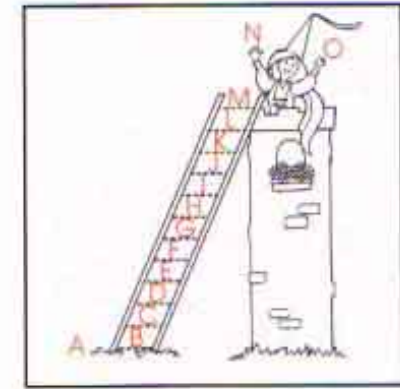
90



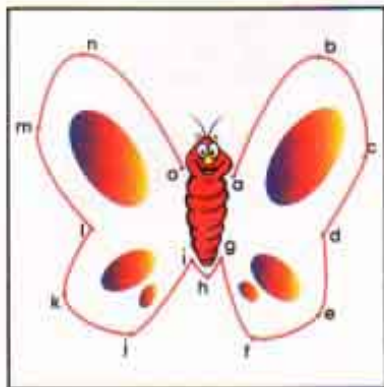
91



94



95



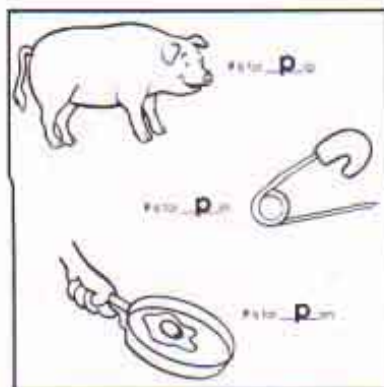
96



97



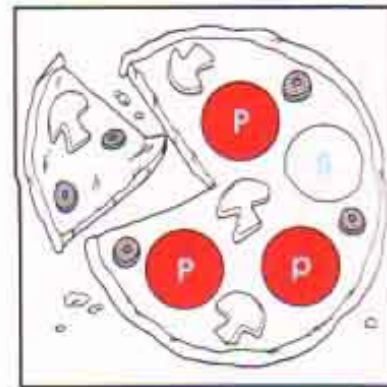
99



100



101



102



104



105



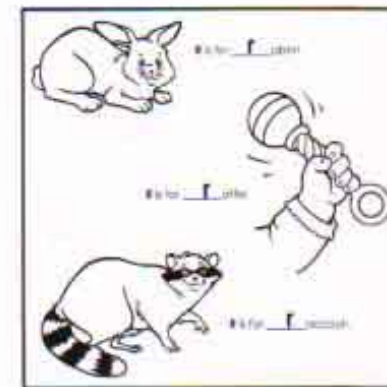
106



107



109



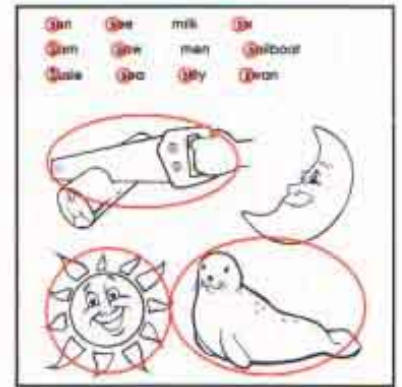
110



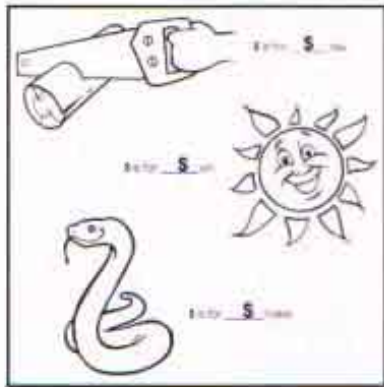
111



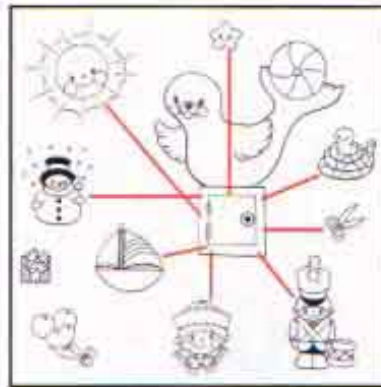
112



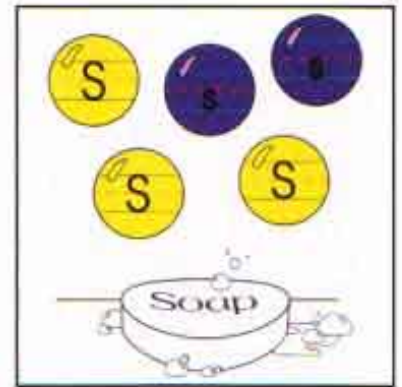
114



115



116



117



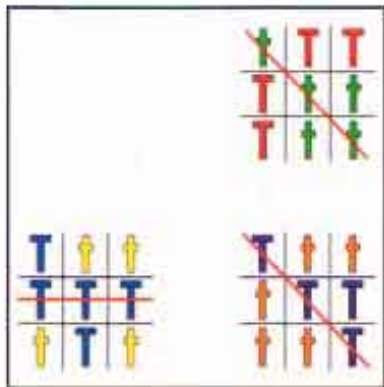
119



120



121



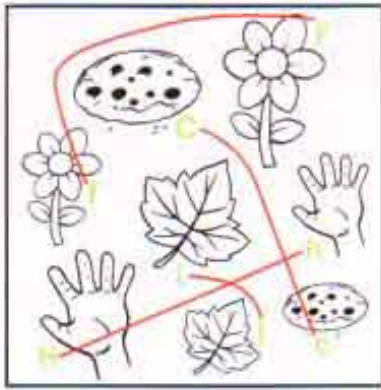
122



125



126



128




129



133



134



135




137



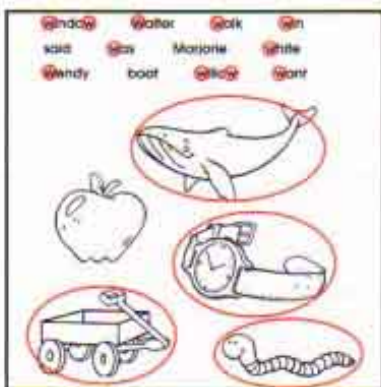
138



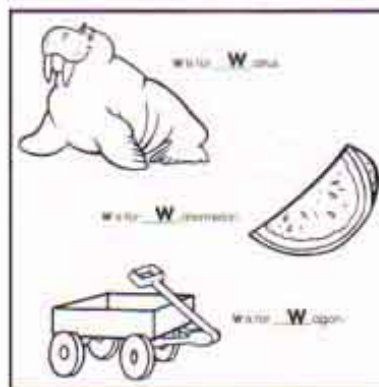
139



140



142



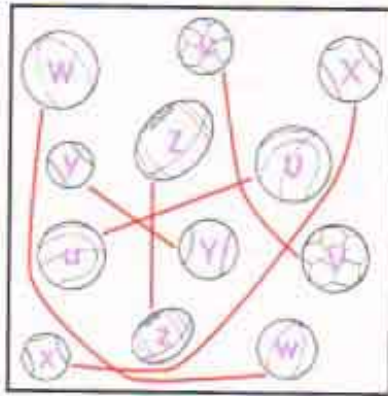
143



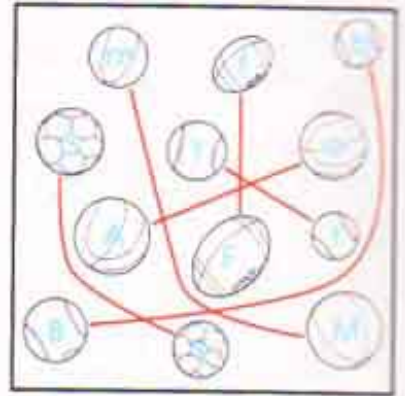
144



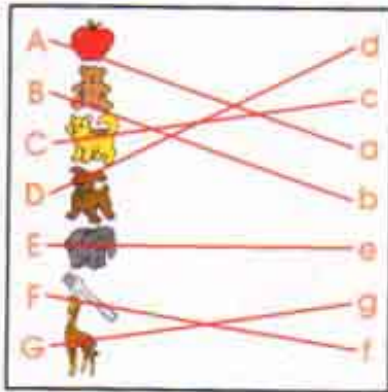
163



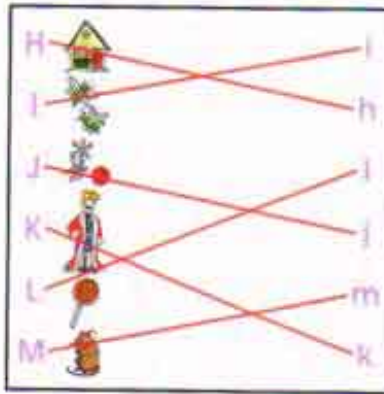
164



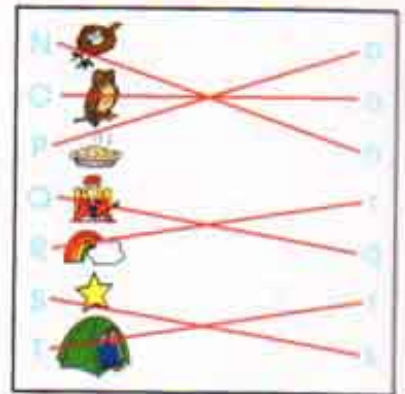
165



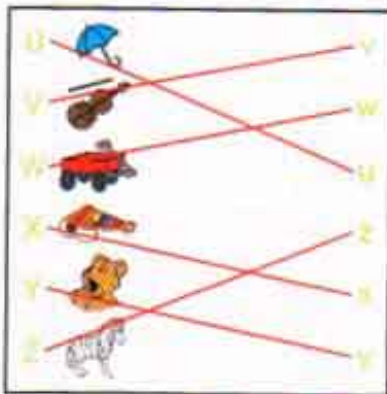
172



173



174



175



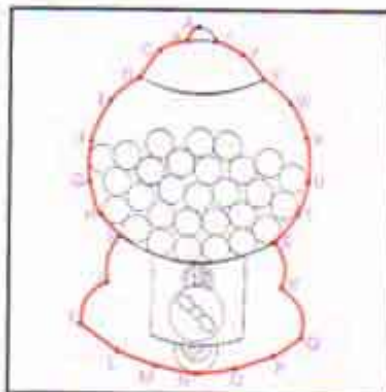
176



177



178



179



180



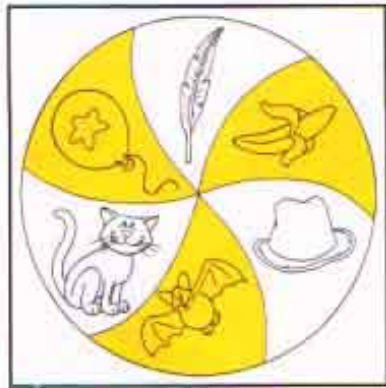
181



182



184



185



186




187



188



189



190



191



192



193



194



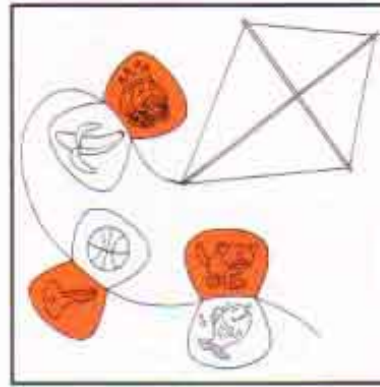
195



196



197



198



199



200



201



202



203



204



205



206



207




208



209



210



211



212




213



214



215



216



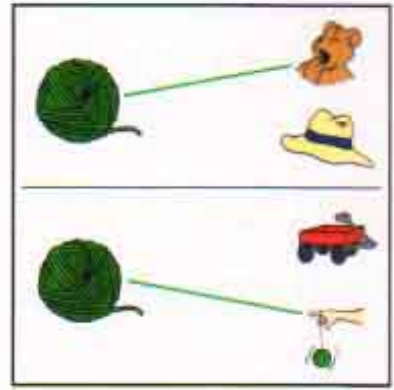
217



218



219



220



221




222



223



224



225



226



227




228



229



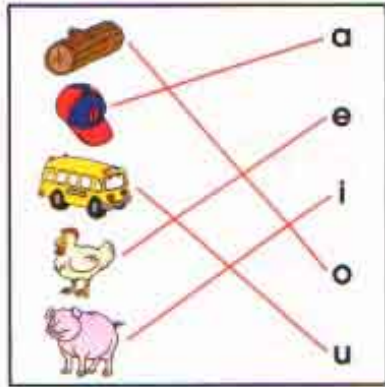
230



231



232



233



234



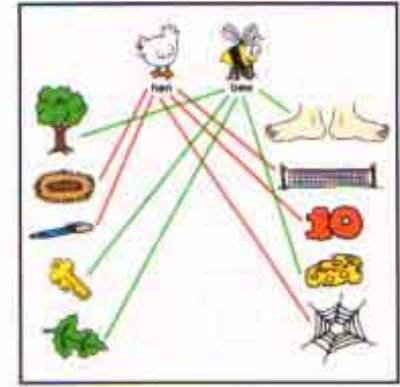
235



236



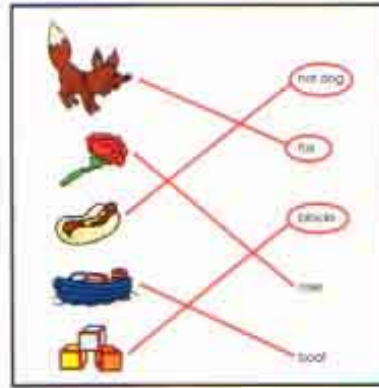
237



238



239



240



241



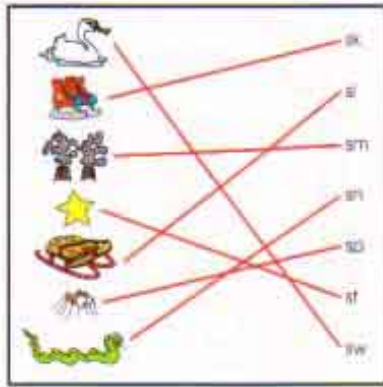
242



244



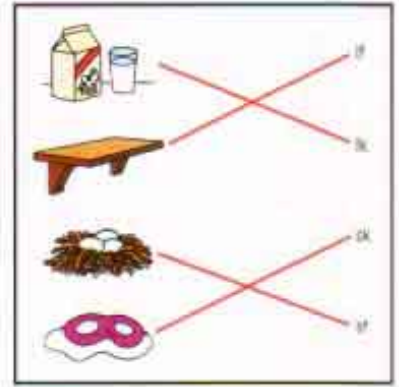
245



246



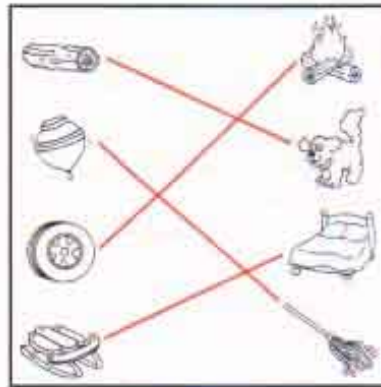
247




248



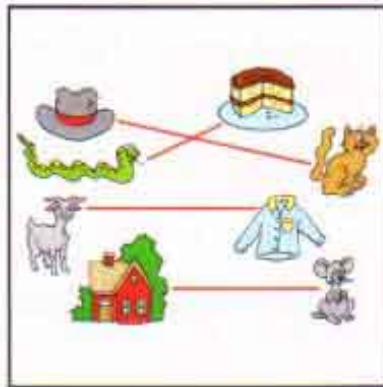
249



250



251



252



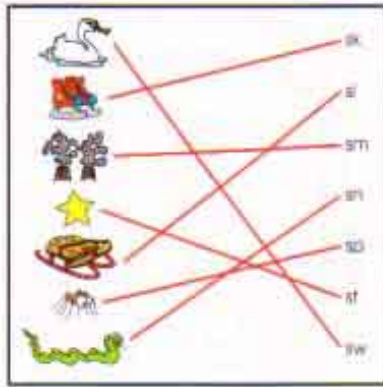
242



244



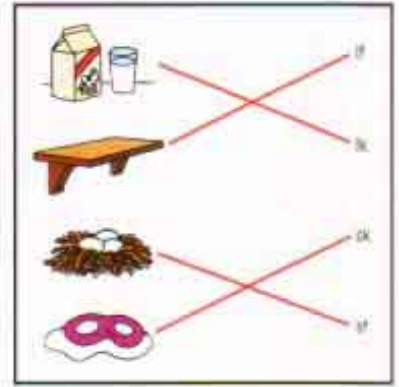
245



246



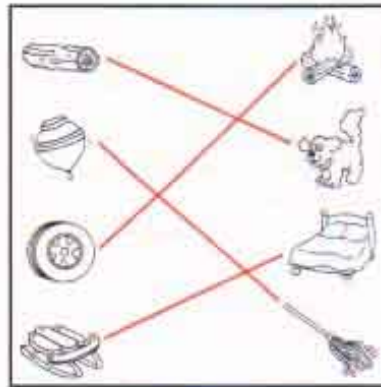
247




248



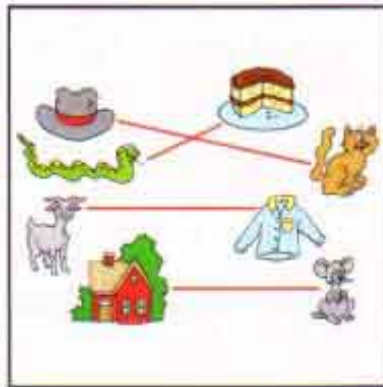
249



250



251



252

From the Premier Educational Publisher

THE COMPLETE BOOK OF THE ALPHABET

FINALLY...A KID-APPEALING BOOK THAT BRINGS THE POWER OF LETTERS DIRECTLY TO EARLY LEARNERS!

Designed by leading experts in education, this book offers children critical reading, phonics, and letter-recognition skills in fun, easy-to-understand lessons. Its systematic approach first teaches students how to recognize, trace, and write letters, and then learn the sounds the letters make as they complete a variety of exercises.

WHAT MAKES *THE COMPLETE BOOK OF THE ALPHABET* SO DIFFERENT FROM OTHER BOOKS?

It's the *most complete* book that offers:

- Practice and reinforcement of phonics and letter-recognition skills.
- Full-color, kid-appealing illustrations and exercises to help students succeed in reading.
- Review pages that evaluate student progress.
- A special section that features alphabet songs, rhymes, and activities to make learning the alphabet fun.

***THE COMPLETE BOOK OF THE ALPHABET*—THE ESSENTIAL GUIDE FOR EARLY LEARNING!**

ISBN 1-57768-603-9



5 1495



EAN

 School Specialty
Publishing

Visit our Web site at:

www.SchoolSpecialtyPublishing.com

U.S. \$14.95

Can. \$22.95

ISBN 1-57768-603-9



UPC