
**Response to Literature: *I Wish I Were a Pilot***

Have children use the pictures to retell the story. Then have them draw the way to travel that they think is the most interesting.


sun



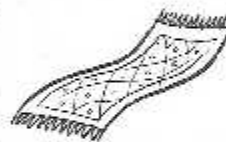


run



rug




mug


**Word Building**

Have children name and cut out the pictures on the side of the page. Have them read each word on pages 5 and 6 and paste each picture next to the word that names it.


pup



cut



bug




hug



Word Building


Have children read each word and paste each picture next to the word that names it.

**Comprehension Skill: Reality/Fantasy**

Have children look at each picture. Discuss with children which pictures show things that could happen in real life and which show things that could happen only in someone's imagination. Ask them to color **ONLY** the pictures that show something that could not really happen.

want that Where We

_____ do you
 _____ want to go?



I _____ to go there.



_____ can not go.




Look at _____!

It can get us there!



High-Frequency Words: Review

Have children read the sentences and write words from the box to complete them. Then have them read the sentences again.




my kite

© Harcourt

Response to Literature: *The Kite Festival*

Have children circle the pictures that show things Ferrando and his family use to make their kite. Then have children draw a picture to show a kite they would like to make for a kite festival.

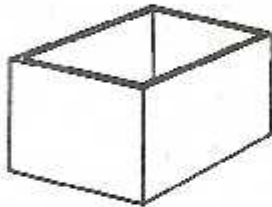
a e i o u




p g



h t




b x



j t




h g



f n





w b



s n

Vowel Review: a, e, i, o, u


Have children name the pictures on the page. Ask them to trace the consonants and write the vowel that completes each picture name.



© Harcourt





Response to Literature: A Mouse Told His Mother

Discuss with children all the things the mouse imagines doing before he goes to sleep. Then have children draw the place in the story they like the best. On page 12, have children draw a place where they would like to go on an adventure.



Response to Literature: *A Mouse Told His Mother*

Have children draw a place where they would like to go on an adventure.



© Harcourt

Comprehension Skill: Reality/Fantasy

Discuss the pictures at the top of the page. Have children circle ONLY the pictures that show something that could really happen. Then have them draw a picture of a way to travel in real life.

that up here see

Look _____ there.



Mom is on _____ jet.



We can not _____ Mom.





Look! Mom is _____!



High-Frequency Words: Review

Have children read each sentence and write a word from the box to complete it.



1


2

3

4

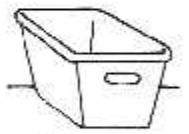
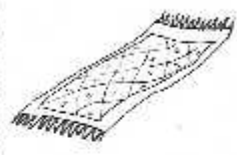


Response to Literature: Igor, The Bird Who Couldn't Sing
Discuss the scenes shown in the boxes on this page. Have children cut out and paste the numbers to show the order in which events happen in the story. On page 16, have children draw what happens at the end of the story. Then have them use the pictures on both pages to retell the story.



Response to Literature: *Igor, The Bird Who Couldn't Sing*

I have children draw a picture of what happens at the end of the story. Then have them use the pictures on page 15 and their drawing to retell the story.



pan

jet

bin

fox

✂ 10

© Harcourt

Vowel Review: a, e, i, o, u
Have children name and cut out the pictures along the side of the page. Then ask them to read the word in each box and paste each picture in the box with the word that names it.

rug

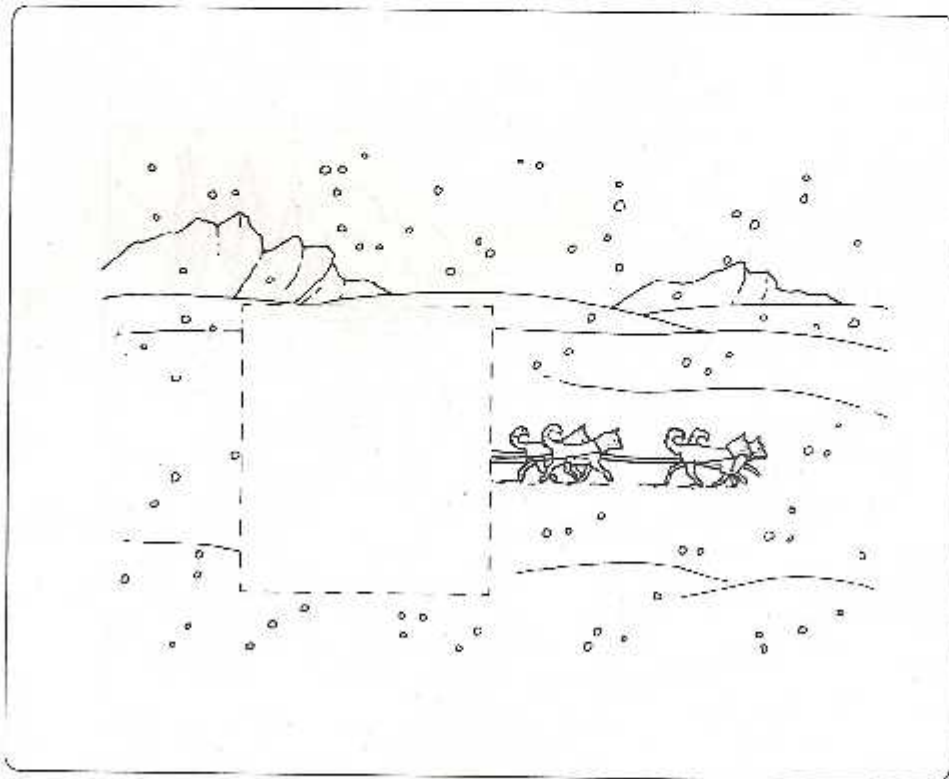
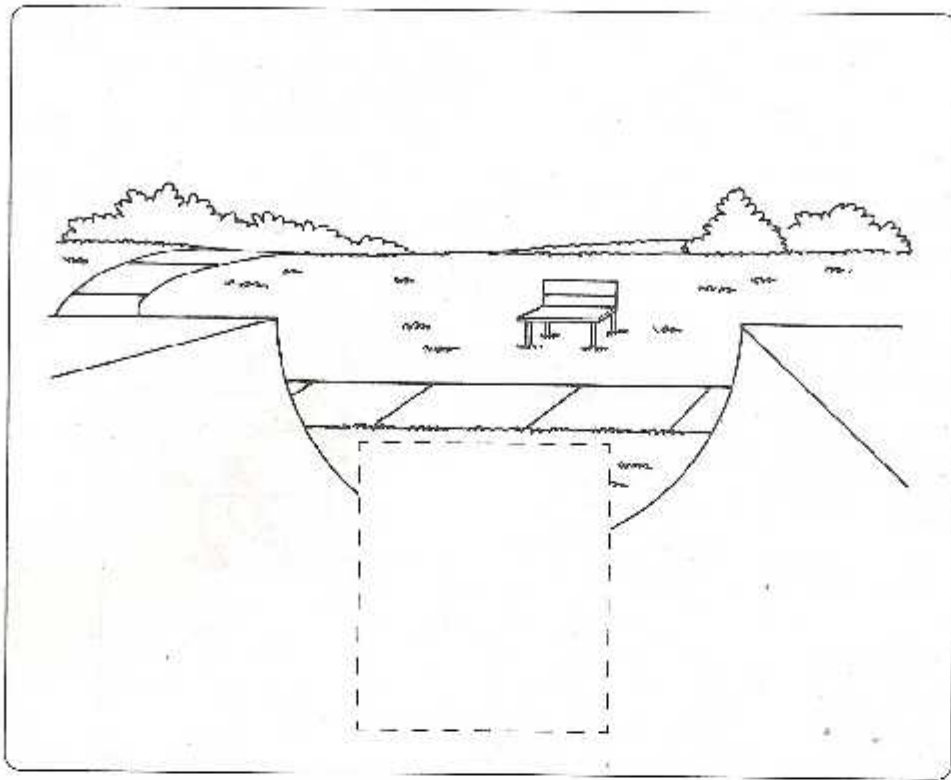
mop

ten

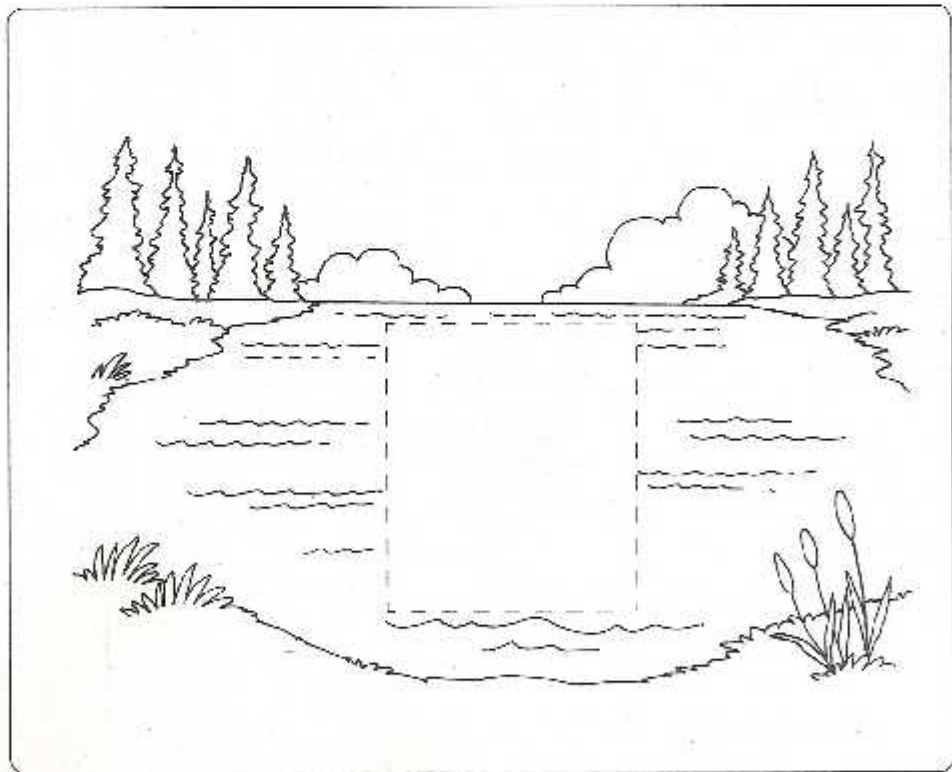

cat

Vowel Review: a, e, i, o, u

Have children paste each picture in the box with the word that names it.

**Comprehension Skill: Draw Conclusions**

Have children cut out and discuss the pictures along the side of this page. Then discuss the large scenes on pages 19 and 20. Have children paste the cutout pictures into the appropriate scenes.

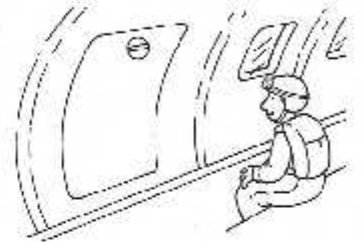


Comprehension Skill: Draw Conclusions

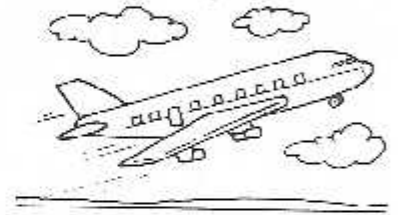
Have children paste the cutout pictures into the appropriate scenes.

down out I up

_____ get in it.



It will go _____.



I hop _____.



I go _____.



High-Frequency Words: Review
Have children read each sentence and then write a word from the box to complete it. Then have them read the sentences on pages 21-22 as a story.

© Harcourt

Name _____

come good little there

I see down _____



Here I _____!



It is _____ to
come down.




I had a _____ fun.



High-Frequency Words: Review


Have children read each sentence and then write a word from the box to complete it. Then have them read the sentences on pages 21–22 as a story.



© Harcourt

Literature Response: Compare Texts

Discuss with children how the main characters in *Igor, The Bird Who Couldn't Sing* and *A Mouse Told His Mother* both dream of doing wonderful things. On page 23, have children draw something Igor wishes he could do. On page 24, have them draw something the mouse in *A Mouse Told His Mother* wishes he could do.



ISBN-13: 978-0-15-359296-6

ISBN-10: 0-15-359296-6



Literature Response: Compare Texts
Have children draw something the mouse in *A Mouse Told His Mother* wishes he could do.