



Let's Visit a Museum



by Paige Lisson

 **Harcourt**
SCHOOL PUBLISHERS



Let's Visit a Museum

Copyright © by Harcourt, Inc.

All rights reserved. No part of this publication may be reproduced or transmitted in any form or by any means, electronic or mechanical, including photocopy, recording, or any information storage and retrieval system, without permission in writing from the publisher.

Requests for permission to make copies of any part of the work should be addressed to
School Permissions and Copyrights, Harcourt, Inc., 6277 Sea Harbor Drive, Orlando, Florida 32887-6777. Fax: 407-345-2418.

HARCOURT and the Harcourt Logo are trademarks of Harcourt, Inc., registered in the United States of America and/or other jurisdictions.

Printed in Mexico

ISBN-13: 978-0-15-351872-0

ISBN-10: 0-15-351872-3

If you have received these materials as examination copies free of charge, Harcourt School Publishers retains title to the materials and they may not be resold. Resale of examination copies is strictly prohibited and is illegal.

Possession of this publication in print format does not entitle users to convert this publication, or any portion of it, into electronic format.

1 2 3 4 5 6 7 8 9 10 050 11 10 09 08 07 06



Visit *The Learning Site!* www.harcourtschool.com

Let's Learn

- Let's step inside a museum.
- We can learn about Japan.






- ▶ Let's sit in a wigwam.
- ▶ We can hear about the past.
- ▶ We can learn about history.

Let's Climb

- Let's put on hard hats.
- We can climb up high.



- 
- A photograph of two young boys looking out from a large yellow circular opening in a red wall. The boy on the left is wearing a blue long-sleeved shirt and has a wide smile. The boy on the right is wearing a blue and black striped shirt and is also smiling. Their hands are visible, gripping the edge of the opening.
- Let's climb in a maze.
 - Can we find our way out?

Let's Play

- Let's play with blocks.
- We can build things together.



Food Pyramid

This is the "Food Guide Pyramid". It shows you how much of different foods to eat to stay healthy and strong.

The pyramid shows the kinds of foods to eat.



The pyramid shows the kinds of foods to eat.

Use the pyramid to help you choose the right amount of food to eat.



- ▶ Let's play in this store.
- ▶ We can buy and sell food.
- ▶ This museum is fun!

Think and Respond

-  **1.** What do you do in a maze?
-  **2.** How can you learn about the past?

Activity

Draw a picture of one thing you would do at this museum. Write a sentence about your picture.

Photo Credits

Front Cover Jeff Greenberg/PhotoEdit; 2 (bkgd) DarleneBordwell.com, (inset) Boston Children's Museum; 3-6 (all) Boston Children's Museum; 7 DarleneBordwell.com; Back Cover Corbis.