

Mock Examination 1



ENGLISH

A2

CONTENTS

Information for Learners	3
The Structure of the Test	4
Written Examination	5
Language Elements	6
Listening Comprehension	8
Reading Comprehension	11
Writing	16
Answer Sheet (S 3)	19
Oral Examination	22
Points and Grades	24
Information for Teachers	26
Procedure for Conducting the Mock Examination	26
Score Sheet for the Oral Examination (M10)	29
Marking, Points and Grades	30
Marking Criteria	31
Answer Key	33
Transcripts of Listening Comprehension Texts	34



Mock Examination 1

ENGLISH

A2

In order to work through the Listening Comprehension part of the examination, a CD (order no. **5192-CD0-010001**) is required.

No part of this examination may be reproduced, stored in a retrieval system, or transmitted in any form or by means, electronic, photocopying, recording or otherwise.

Issued by telc GmbH, Frankfurt am Main, Germany

All rights reserved

Fifth edition 2009

© 2010 by telc GmbH, Frankfurt am Main, Germany

Printed in Germany

● Important information

Please read this page before starting the test.

Dear Learner,

If you have problems understanding all the information on this page, your teacher will be pleased to help you.

There are three ways of approaching this mock examination:

- You can take the test as if it were a real examination
- You can use the whole or parts of the test for practice purposes
- You can acquire a general impression of the contents and procedures of the examination

It is important to decide which of these alternatives you wish to take before reading on.






If you wish to work through the mock examination as if it were a real test, you need the help of a teacher to organise the test in the same way as a real examination is conducted. In this case, please do not read on. Above all, you should not read any of the test items, you should not look at any of the pictures and you also should not look at the information for teachers (on pages 26-34). Wait for the instructions and information that your teacher will give you.

If, on the other hand, you wish to use this test material for practice purposes, we would recommend that you keep to the specified times for the individual parts of the test. In this way you will develop a feeling for the time allotted for the individual test items. You can practise the sub-tests Language Elements, Listening Comprehension (with the help of the CD order no. 5192-CD0-010001), Reading Comprehension and Writing. The correct answers for the individual items can be found on page 33. Your letter can be marked by your teacher or a similarly qualified person. It is of course not possible for you to practise the oral test by yourself, but you will be able to familiarise yourself with the tasks and procedures as well as with the assessment criteria.

Should you simply wish to have a general overview of the test, all you need to do is to study the test and information material in this booklet.

We hope that you will find this mock examination interesting and that you will pass with flying colours!

The Structure of the Test

Sub-Test	Aim	Type of Test	Marks	Time in minutes	
Written Examination					
1 Language Elements					
	1.1	Vocabulary and Grammar	10 multiple-choice items	5	15
	1.2	Interactive Elements	8 matching items	8	
2 Listening Comprehension					
	2.1	Listening for Gist	5 true/false items	10	approx. 20
	2.2	Listening for Detail	2 true/false items	4	
	2.3	Selective Listening	5 true/false items	10	
3 Reading Comprehension					
	3.1	Reading for Gist	4 matching items	8	30
	3.2	Reading for Detail	4 true/false items	8	
	3.3	Selective Reading	4 matching items	8	
4 Writing					
			3 guiding points	12	15
Oral Examination					
	■	Part 1: Getting to know each other	Examination with two candidates	3	approx. 10
	■	Part 2: Exchanging information		12	
	■	Part 3: Consensus finding		12	

Important information:

This is the start of the mock examination.

Before you look at the following pages,
we recommend that you read the
information for learners on page 3.

Written Examination

The written examination consists of four parts:

- 1 Language Elements**
- 2 Listening Comprehension**
- 3 Reading Comprehension**
- 4 Writing**

You are allowed a total of 80 minutes for these four tests.



1 Language Elements, Part 1

Read the following text and decide which word (a, b or c) is missing in items 1–10. Mark your answers on the answer sheet.

Dear Jane,

How are you? I hope ___1___ family is well. Are you going on holiday this year? I was ___2___ Paris for a week in the summer and ___3___ a very good time there. Paris is a really ___4___ city with lots of things to see and ___5___. Next year we ___6___ to go to Rome. Have you been there? Can you visit us next year? It would be very nice to see you again. ___7___ can you come and see us again? Please give my ___8___ to Andrew and the children. Our children ___9___ all very well. I hope to hear from you ___10___.

With best wishes,

- | | |
|---|---|
| <p>1. a) you
b) your
c) yours</p> | <p>6. a) like
b) want
c) wish</p> |
| <p>2. a) at
b) in
c) to</p> | <p>7. a) when
b) which
c) why</p> |
| <p>3. a) had
b) has
c) have</p> | <p>8. a) greetings
b) love
c) wishes</p> |
| <p>4. a) interest
b) interested
c) interesting</p> | <p>9. a) are
b) have
c) is</p> |
| <p>5. a) do
b) make
c) take</p> | <p>10. a) good
b) near
c) soon</p> |



1 Language Elements, Part 2

You are taking part in the following conversations. Complete what you say with the words or phrases in the boxes.

Decide which word or phrase is missing in items 11–18. You may use each word or phrase only once. Mark your answers on the answer sheet.

Asking the way

- A: Excuse me, how do I get to Plantation Avenue?
 B: **11**, you go down Princess Street ...
 A: ... what, down Bell Lane, and around ...?
 B: Yeah. **12** you go straight past the library. **13**
 A: ... past the library?
 B: Yeah, **14** go straight on, past the police station to the roundabout. Do you know the big roundabout?
 A: Yeah.
 B: And Plantation Avenue's off to the right.
 A: Er ..., off the roundabout?
 B: Yeah.
 A: Right. Thanks.

- a) AND THEN
 b) JUST
 c) OKAY?
 d) REALLY
 e) YOU KNOW
 f) WELL

An invitation

- C: Hello Jim, how are things with you?
 D: Oh not bad, **15**
 C: Okay thanks. I've got a lot to do at work but I'll be going on holiday next month.
 D: Great. **16** I'm glad I've seen you. I was going to give you a ring some time today.
 C: Really?
 D: Yes. You see Liz and I **17** whether you've got any plans for the weekend.
 C: This coming weekend?
 D: Yeah.
 C: Let me see. I'm not quite sure 'cos Helen's parents were thinking of coming round some time. Why?
 D: Well, it was my birthday last Tuesday ...
 C: Oh congratulations!
 D: ... and as the weather's **18** good at the moment, we're thinking of having a barbecue in the garden.
 C: Sounds great.

- a) AND YOURSELF?
 b) AS WELL
 c) QUITE
 d) REALLY?
 e) WELL
 f) WERE WONDERING



2 Listening Comprehension, Part 1

You will now hear five short texts.

Listen to each text and then decide whether each of the statements in items 19–23 is true or not true. Mark PLUS (+) for true and MINUS (–) for not true on your answer sheet.

You will hear each text twice.

Now you will have half a minute to read the five statements.

Five people talk about living in the town and in the country.

19. *Joan Smallwood, hairdresser*

The speaker lives in the city.

20. *Anthony Simmonds, company manager*

The speaker lives in the country.

21. *Jane Holsted, housewife*

The speaker lives in the town centre.

22. *Fred Brown, factory worker*

The speaker is sorry he moved out of the town centre.

23. *Elizabeth Turner, secretary*

The speaker has lots of friends in the country.



2 Listening Comprehension, Part 2

You will now hear two short texts.

Listen to each text and then decide whether each of the statements in items 24–25 is true or not true. Mark PLUS (+) for true and MINUS (–) for not true on your answer sheet.

You will hear each text twice.

Now read sentence number 24. You will have 15 seconds for this.

24. *Flight information*

You have a seat on the flight to Manchester at 11 o'clock on the 6th.

Now read sentence number 25. You will have 15 seconds for this.

25. *News on British radio*

Most of the latest films on British television have been made abroad.



2 Listening Comprehension, Part 3

You will now hear five short texts. Listen to each text and then decide whether each of the statements in items 26–30 is true or not true. Mark PLUS (+) for true and MINUS (–) for not true on your answer sheet.

You will hear each text twice.

- 26.** You are travelling on a train in England and would like to have something to drink. You hear the following:
- Someone will come through the train selling drinks.
- 27.** You are listening to the radio in England and want to hear a sports programme. You hear the following:
- The next programme is about sports.
- 28.** You are on holiday in England and are in a bookshop. You want to look at the books for about half an hour more. You hear the following:
- You can come back to the shop on Monday morning.
- 29.** You are at the cinema in England and would like to have seats at the front. You get the following information:
- The seats at the front cost £ 3.00.
- 30.** You arrive at your hotel in England where you have booked a double room with bath. You get the following information:
- You can have a double room without a bath.



3 Reading Comprehension, Part 1

Read the four texts, items 31–34. Then read the headlines a)–h). Decide which headline goes best with which text. Mark your answers on the answer sheet.

- a) **ASTRONAUT WALKS IN SPACE AGAIN**
- b) **Bill Clinton caught in snow in Austria**
- c) **Eleventh space trip for astronaut**
- d) **FOOTBALLER HAS ACCIDENT WHILE PLAYING**
- e) **Footballer wants to help children**
- f) **Model and Ex-President in bad weather**
- g) **PRINCE CHARLES GIVES MONEY TO SCHOOL**
- h) **SCHOOLCHILDREN MEET PRINCE OF WALES**

31.

The Prince of Wales, Prince Charles, visited a junior school in Buckinghamshire last week to help children with a project about the Royal Family. He told the children about his life as a member of Britain's most famous family and the duties which go with his title. He then let photos be taken of him with the children and the teachers for the project work. One of the questions the children asked was "How much pocket money do your sons get?"

32.

Footballer Roman Gregory has started a UNICEF campaign to help children hurt in accidents with land mines, in countries at war and in peace. The footballer says he cannot imagine being without an arm or a leg and knows that many people do not even think about what the children who have had such injuries go through. "Many accidents with land mines happen when children are just playing happily in the fields", says Roman, who hopes to get £1 million in the campaign.

33.

Former US President Bill Clinton met model Naomi Campbell on a snow-covered mountain in Austria. Naomi's flight arrived late because of the bad weather and she nearly fell down getting through the snow. Bill Clinton helped her through the snow and they chatted for a while about the weather. Naomi Campbell was doing a photo session at the same place where Clinton was at a conference.

34.

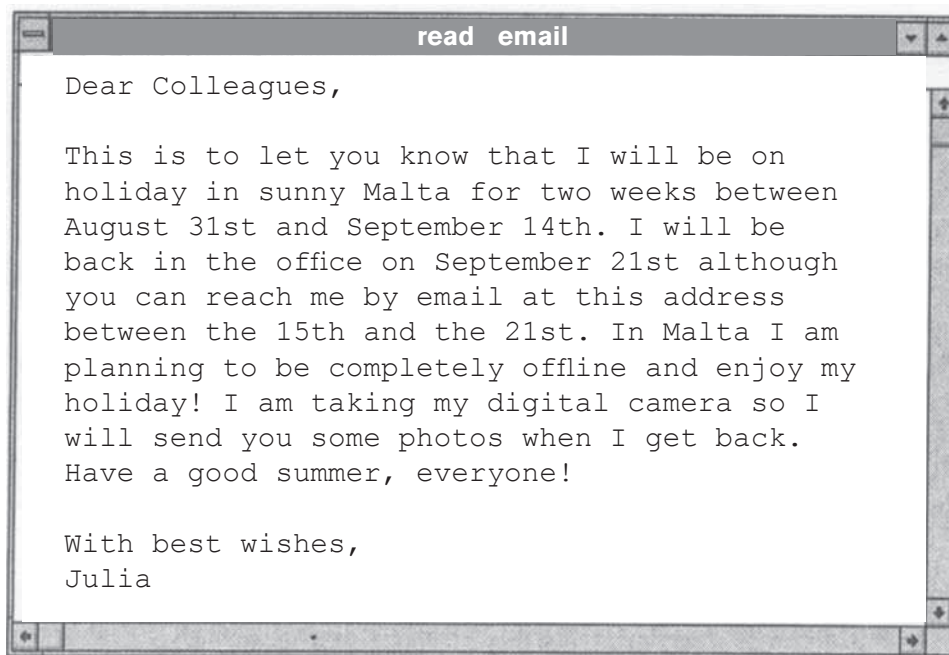
NASA Astronaut Jerry Ross works on the so-called "City in the sky" – the international space station – and has just done a ninth space walk as part of his 11 days on the space station. Ross is the first person to walk in space so many times and still loves the experience. He will be returning to Earth later this month.

**3 Reading Comprehension, Part 2**

Read the following texts and then do items 35 – 38.

Text 1

You receive the following email:



Read items 35–36. Decide if each of the statements in items 35–36 is true or not true. Mark PLUS (+) for true and MINUS (–) for not true on your answer sheet.

- 35.** Julia will be away from the office for three weeks.
- 36.** Julia cannot be reached by email in Malta.

**Text 2**

You are staying at the Hotel Eden and receive the following instructions:

Eden Hotel - Your hotel key card

To open the door of your room, put the card into the door with the key symbol facing you. When you hear the bell, remove the card and turn the handle.

You can use your key card to get into the hotel between 11 p.m. and 6 a.m. Put the card into the hotel main entrance door with the key facing away from you. The door will open automatically when the bell rings. You do not need to push the door.

We hope you enjoy your stay at the Eden Hotel.

Read items 37–38. Decide if each of the statements in items 37–38 is true or not true. Mark PLUS (+) for true and MINUS (–) for not true on your answer sheet.

- 37.** The same key card can be used for your room and the main entrance to the hotel.
- 38.** You must push the hotel entrance door when you hear the bell.

**3 Reading Comprehension, Part 3**

Read items 39–42 and then quickly look through the text. Decide which part of the text (a–f) matches each of the items 39–42 and mark your answers on the answer sheet.

- 39.** You want to know something about the food they serve at Rudstone Walk.
- 40.** You want to know how to get to Rudstone Walk.
- 41.** You would like to know the price of a single room.
- 42.** You want to know about flats to rent at Rudstone Walk.



South Cave, Beverley, East Riding of Yorkshire, HU15 2AH
 Telephone: 01430 422230
 Fax: 01430 424552
 AA 4 Diamonds
 RAC 4 Diamonds
 English Tourism Council 4 Diamonds
 E-Mail: office@rudstone-walk.co.uk

a Welcome to Rudstone Walk...

Nestled in its own secluded corner of the Yorkshire Wolds, Rudstone Walk provides a relaxing retreat with luxury accommodation for both leisure and business travellers.

Set in its own broad green acres and wooded hills with magnificent views over the Vale of York, it is no surprise that this is a place guests return to again and again.

Owned and managed by the Greenwood family, Rudstone Walk has become renowned over the years for its hospitality and highest quality standards.

For business it provides a peaceful retreat at the end of a working day - less than five minutes from the M62, and 15 minutes from Hull.

b For pleasure it is ideally located for a relaxing break within easy reach of York and the many other attractions of East Yorkshire.

There is an excellent rail service from nearby Brough to all U.K. mainline stations.

The M62 is just 2 miles from Rudstone Walk, offering a direct route to Hull (20 minutes), Leeds (45 minutes), and Manchester (90 minutes). Humberside Airport is only 25 minutes away across the Humber Bridge.

c Rudstone Walk offers something quite unique in dining and is the ideal venue for your special celebration, or just a night out with a difference! Rudstone Walk offers a wonderful atmosphere, and we do specialise in the typical farmhouse meal - all freshly prepared and cooked in the traditional way on the Farmhouse Aga. For parties of 10 or more we offer you the exclusive use for your lunch or dinner of either the Farmhouse Dining Room or Function Room.

The same menus are offered in both rooms. To arrange your dinner party simply contact us to check on availability. We will need a small deposit to confirm your booking and will need confirmation of your menu choices 7 days in advance of your dinner.

Choose from one of our Dinner Party Menus or get in touch with us if there is something specific that you require.

d Hotel Accommodation...

Luxurious en-suite bedrooms and suites have been built around the spacious walled courtyard adjacent to the farmhouse. This accommodation provides 14 superior twin or double en-suite rooms for those requiring bed and breakfast.

Cleverly designed, there is also the option of an adjacent sitting room and kitchen to provide 7 luxury suites which meet the very demanding Highly Commended English Tourist Council 4 Diamond Guest Accommodation Standards.

e Self-catering

Self-catering cottages and flats are also available.

Built from a range of period farm buildings on a west-facing terrace where, on a clear day, the view extends to 50 miles across the Vale of York and each warm summer evening ends with a spectacular sunset.

Turn your head to the left and there is another wonderful view over the glittering Humber Estuary to the Lincolnshire Wolds.

The cottages and flats are beautifully appointed with every conceivable comfort including TV, microwave and telephone - in fact to ETB 4-Star standards.

All linen, towels and tea towels are provided and changed weekly. Electricity and heating are included and the laundry facility is free of charge.

f Prices

Bed & Breakfast (All Prices include VAT at 17.5%)

Single en suite - £46.00

Double or Twin en suite - £59.00 Executive Suite for One - £95.00

Executive Suite for Two - £105.00

Family Suite - £100.00

Resident 3-Course Evening Meal - £18.00

Weekend, Bed & Breakfast (Prices are per night for stays of two nights or more Including a Friday or Sunday night)

Single en Suite - £40.00 Double or Twin en suite - £55.00

**4 Writing**

You want to send a picture postcard of your home town to an English friend. You write to your friend. Write something about **3 of the 6 following points**.

You have fifteen minutes to do this.


- Write something about your town
- Tell your friend where your house is
- Tell your friend something about your house
- Ask something about your friend
- Say something about your family
- Give some news about yourself

Don't forget to begin and end the postcard.

Information concerning the Answer Sheet S30

Only answers marked on the Answer Sheet S30 can be scored.
Always use a pencil on the answer sheet.

Each item has only one correct answer.
For example, if you think that “c” is the correct answer,
mark your answer on the answer sheet
in the following way:



											1	1	9	2				
--	--	--	--	--	--	--	--	--	--	--	---	---	---	---	--	--	--	--



Language Elements

Part 1

1	<input type="radio"/>	<input type="radio"/>	<input type="radio"/>	1	6	<input type="radio"/>	<input type="radio"/>	<input type="radio"/>	6
	a	b	c			a	b	c	
2	<input type="radio"/>	<input type="radio"/>	<input type="radio"/>	2	7	<input type="radio"/>	<input type="radio"/>	<input type="radio"/>	7
	a	b	c			a	b	c	
3	<input type="radio"/>	<input type="radio"/>	<input type="radio"/>	3	8	<input type="radio"/>	<input type="radio"/>	<input type="radio"/>	8
	a	b	c			a	b	c	
4	<input type="radio"/>	<input type="radio"/>	<input type="radio"/>	4	9	<input type="radio"/>	<input type="radio"/>	<input type="radio"/>	9
	a	b	c			a	b	c	
5	<input type="radio"/>	<input type="radio"/>	<input type="radio"/>	5	10	<input type="radio"/>	<input type="radio"/>	<input type="radio"/>	10
	a	b	c			a	b	c	

Part 2

11	<input type="radio"/>	<input type="radio"/>	<input type="radio"/>	<input type="radio"/>	<input type="radio"/>	<input type="radio"/>	<input type="radio"/>	11	15	<input type="radio"/>	<input type="radio"/>	<input type="radio"/>	<input type="radio"/>	<input type="radio"/>	<input type="radio"/>	<input type="radio"/>	15
	a	b	c	d	e	f				a	b	c	d	e	f		
12	<input type="radio"/>	<input type="radio"/>	<input type="radio"/>	<input type="radio"/>	<input type="radio"/>	<input type="radio"/>	<input type="radio"/>	12	16	<input type="radio"/>	<input type="radio"/>	<input type="radio"/>	<input type="radio"/>	<input type="radio"/>	<input type="radio"/>	<input type="radio"/>	16
	a	b	c	d	e	f				a	b	c	d	e	f		
13	<input type="radio"/>	<input type="radio"/>	<input type="radio"/>	<input type="radio"/>	<input type="radio"/>	<input type="radio"/>	<input type="radio"/>	13	17	<input type="radio"/>	<input type="radio"/>	<input type="radio"/>	<input type="radio"/>	<input type="radio"/>	<input type="radio"/>	<input type="radio"/>	17
	a	b	c	d	e	f				a	b	c	d	e	f		
14	<input type="radio"/>	<input type="radio"/>	<input type="radio"/>	<input type="radio"/>	<input type="radio"/>	<input type="radio"/>	<input type="radio"/>	14	18	<input type="radio"/>	<input type="radio"/>	<input type="radio"/>	<input type="radio"/>	<input type="radio"/>	<input type="radio"/>	<input type="radio"/>	18
	a	b	c	d	e	f				a	b	c	d	e	f		



Listening Comprehension

Part 1

19	<input type="radio"/>	<input type="radio"/>	19
	+	-	
20	<input type="radio"/>	<input type="radio"/>	20
	+	-	
21	<input type="radio"/>	<input type="radio"/>	21
	+	-	
22	<input type="radio"/>	<input type="radio"/>	22
	+	-	
23	<input type="radio"/>	<input type="radio"/>	23
	+	-	

Part 2

24	<input type="radio"/>	<input type="radio"/>	24
	+	-	
25	<input type="radio"/>	<input type="radio"/>	25
	+	-	

Part 3

26	<input type="radio"/>	<input type="radio"/>	26
	+	-	
27	<input type="radio"/>	<input type="radio"/>	27
	+	-	
28	<input type="radio"/>	<input type="radio"/>	28
	+	-	
29	<input type="radio"/>	<input type="radio"/>	29
	+	-	
30	<input type="radio"/>	<input type="radio"/>	30
	+	-	



Reading Comprehension

Part 1

31	<input type="radio"/>	<input type="radio"/>	<input type="radio"/>	<input type="radio"/>	<input type="radio"/>	<input type="radio"/>	<input type="radio"/>	<input type="radio"/>	31
	a	b	c	d	e	f	g	h	
32	<input type="radio"/>	<input type="radio"/>	<input type="radio"/>	<input type="radio"/>	<input type="radio"/>	<input type="radio"/>	<input type="radio"/>	<input type="radio"/>	32
	a	b	c	d	e	f	g	h	
33	<input type="radio"/>	<input type="radio"/>	<input type="radio"/>	<input type="radio"/>	<input type="radio"/>	<input type="radio"/>	<input type="radio"/>	<input type="radio"/>	33
	a	b	c	d	e	f	g	h	
34	<input type="radio"/>	<input type="radio"/>	<input type="radio"/>	<input type="radio"/>	<input type="radio"/>	<input type="radio"/>	<input type="radio"/>	<input type="radio"/>	34
	a	b	c	d	e	f	g	h	

Part 2

35	<input type="radio"/>	<input type="radio"/>	35
	+	-	
36	<input type="radio"/>	<input type="radio"/>	36
	+	-	
37	<input type="radio"/>	<input type="radio"/>	37
	+	-	
38	<input type="radio"/>	<input type="radio"/>	38
	+	-	

Part 3

39	<input type="radio"/>	<input type="radio"/>	<input type="radio"/>	<input type="radio"/>	<input type="radio"/>	<input type="radio"/>	<input type="radio"/>	39
	a	b	c	d	e	f		
40	<input type="radio"/>	<input type="radio"/>	<input type="radio"/>	<input type="radio"/>	<input type="radio"/>	<input type="radio"/>	<input type="radio"/>	40
	a	b	c	d	e	f		
41	<input type="radio"/>	<input type="radio"/>	<input type="radio"/>	<input type="radio"/>	<input type="radio"/>	<input type="radio"/>	<input type="radio"/>	41
	a	b	c	d	e	f		
42	<input type="radio"/>	<input type="radio"/>	<input type="radio"/>	<input type="radio"/>	<input type="radio"/>	<input type="radio"/>	<input type="radio"/>	42
	a	b	c	d	e	f		

• Only for Raters and Examiners •



Writing

1st Rating

1	<input type="radio"/>	<input type="radio"/>	<input type="radio"/>	1
	3	1.5	0	
2	<input type="radio"/>	<input type="radio"/>	<input type="radio"/>	2
	3	1.5	0	
3	<input type="radio"/>	<input type="radio"/>	<input type="radio"/>	3
	3	1.5	0	
K	<input type="radio"/>	<input type="radio"/>	<input type="radio"/>	K
	3	1.5	0	

--	--	--	--	--	--	--	--	--	--

Code No.

telc Rating

1	<input type="radio"/>	<input type="radio"/>	<input type="radio"/>	1
	3	1.5	0	
2	<input type="radio"/>	<input type="radio"/>	<input type="radio"/>	2
	3	1.5	0	
3	<input type="radio"/>	<input type="radio"/>	<input type="radio"/>	3
	3	1.5	0	
K	<input type="radio"/>	<input type="radio"/>	<input type="radio"/>	K
	3	1.5	0	

--	--	--	--	--	--	--	--	--	--

Code No.



Oral Examination

Part 1

<input type="radio"/>	<input type="radio"/>	<input type="radio"/>
A	B	C

Part 2

<input type="radio"/>	<input type="radio"/>	<input type="radio"/>	<input type="radio"/>	<input type="radio"/>	<input type="radio"/>
A	B	C	D	E	F

Part 3

<input type="radio"/>	<input type="radio"/>	<input type="radio"/>	<input type="radio"/>	<input type="radio"/>	<input type="radio"/>
A	B	C	D	E	F

--	--	--	--	--	--	--	--	--	--

Code No.

Oral Examination

The oral examination consists of three parts:

- **Part 1: Getting to know each other**
- **Part 2: Exchanging information**
- **Part 3: Consensus finding**

Each oral examination normally takes place with two candidates. For each examination there is one examiner. In exceptional cases, e.g. when there is an odd number of candidates at an examination centre, you may be tested by yourself, in which case the examiner will be your partner.

The examination should have the character of a conversation. For the purpose of the test, it is important for you to have an active conversation with your partner. Sit so that you are looking in his/her direction and respond to what he/she says without trying to dominate the conversation.

The oral examination will last no longer than 10 minutes. Before the examination starts, you will have 15 minutes to prepare for the test with the help of candidate's sheets giving details of the tasks you will have to complete. During this preparation time, you will not be allowed to communicate with your partner.

Preparation Phase

You have 15 minutes to prepare for the oral examination. The oral examination consists of three parts:

Part 1: Getting to know each other

You should talk about yourself. You have a list of things to talk about but you do not need to talk about all the points on this list.

The examiner will ask you one or two extra questions.

Part 2: Exchanging information

You will have several topics which you should talk about with your partner. You should try and get as much information as you can from your partner and give him/her as much information as you can.

Each of you should talk about one of the topics in turn. Each of you has the right to choose a topic in turn. You should not just ask and answer in turn but ask and tell each other about the topics. The questions you ask will depend on the topics. For example, on the topic "Holidays" you can ask: Where? When? Who with? Transport? Hotel? Price? Did you like it? etc.

Part 3: Consensus finding

You should talk to your partner about what you want to do together. You should decide on two activities. Make suggestions and give reasons for what you want to do and why you do or don't want to do something.



Part 1 Getting to know each other

Can you tell me something about yourself?

name?
 age?
 married?/single?/children?
 home?
 job?
 languages?
 hobbies?
 ...?
 ...?

The examiner will ask you one or two more questions about yourself.

Part 2 Exchanging information

Talk to your partner about two or three of the following topics. Ask questions. Talk to each other.





Part 3 Consensus finding

You and your partner want to spend next Saturday together.

What would you like to do?

Suggest something!

Give reasons!

Agree on two activities. When do you want to do them?



go to the country

go to the zoo



go for a bike ride



what?
why?
when?

go shopping



go to a concert








**go running/
walking / jogging**



Points and Grades

A maximum total of 100 points can be awarded for the whole examination. A maximum total of 13 points can be awarded for the sub-test *Language Elements*, a maximum total of 12 points for the sub-test *Writing*, and a maximum total of 27 points for the *Oral Examination*. The sub-tests *Reading Comprehension* and *Listening Comprehension* have an equal weighting with a possible maximum total of 24 points for each sub-test.

Sub-Test	Maximum Number of Points	Number of Points Awarded
 Language Elements Part 1 (1–10) Part 2 (11–18)	13	<input type="text"/>
	5	<input type="text"/>
	8	<input type="text"/>
 Listening Comprehension Part 1 (19–23) Part 2 (24–25) Part 3 (26–30)	24	<input type="text"/>
	10	<input type="text"/>
	4	<input type="text"/>
	10	<input type="text"/>
 Reading Comprehension Part 1 (31–34) Part 2 (35–38) Part 3 (39–42)	24	<input type="text"/>
	8	<input type="text"/>
	8	<input type="text"/>
	8	<input type="text"/>
 Writing	12	<input type="text"/>
Sub-Total I	73	<input type="text"/>
 Oral Examination Getting to know each other Exchanging information Consensus finding	3	<input type="text"/>
	12	<input type="text"/>
	12	<input type="text"/>
	Sub-Total II	27
Written Examination	73	<input type="text"/>
Oral Examination	27	<input type="text"/>
Total Points	100	<input type="text"/>

For an overall pass in the examination, you must achieve at least 60 points.

Add the total number of points awarded for the written examination to the number of points awarded for the oral examination. The grade is then calculated according to the following table:

90–100 points	Very Good
80–89.5 points	Good
70–79.5 points	Satisfactory
60–69.5 points	Pass



Procedure for Conducting the Mock Examination

Written Examination

Formalities

Hand out the test booklet and the answer sheets S30 and S60.

Make sure the candidates

- **fill in the personal information** on the answer sheets S30 and S60. In the real examination this information is needed for the certificates, so it is in the candidates' interest to write clearly and legibly.
- fill in the marks in the appropriate way.

Start the written examination.

The written examination begins with **Test 1: Language Elements**. This test has two parts. All the instructions are in the test booklet. Fifteen minutes are allowed for this test.

Test 2: Listening Comprehension. This test has three parts. All the instructions are in the test booklet and on the CD. The CD should not be stopped during the test. All the necessary pauses are on the CD. The length of this test (approx. 20 minutes) depends on the length of the recording.

The end of the Listening Comprehension test will be announced on the CD by a gong and the text: "That is the end of the Listening Comprehension. Thank you for listening."

Test 3: Reading Comprehension follows immediately after this. This test has three parts. All the instructions are in the test booklet. 30 minutes are allowed for this test.

The last part of the written examination is **Test 4: Writing**. Make sure the candidates know they should write on the green answer sheet S60. All the instructions are in the test booklet. Fifteen minutes are allowed for this test.

After fifteen minutes the candidates should be told that they have ten minutes to transfer their answers to the answer sheet S30.

After ten minutes collect the answer sheets S30 and S60 from the candidates.

Oral Examination

Before the examination

Generally the oral examination will be for two candidates at a time, working in pairs. If, however, this is not possible because of e.g. an uneven number of candidates, the oral examination can be conducted for a single candidate with the examiner taking over the role of interlocutor. The learners should divide up into pairs before the oral examination starts.

Make a timetable allowing fifteen minutes for each test. As there is a preparation period of fifteen minutes before each test, the first pair of candidates will require fifteen minutes' preparation time before the first test can take place. As the two candidates must not communicate with each other during this time, a supervisor is required for the preparation room.



The examination is carried out by one examiner. The examiner gives the instructions, asks questions if necessary and marks the candidates' performance. The score sheet M10-A2 should be used to do this.

Examination

Introductory phase (approx. one minute)

The examiner welcomes the candidates and starts the examination.

(Hello) Good morning, my name is ... Welcome to the examination. This examination has three parts. We'll start with Part 1.

Part 1: Getting to know each other

The examiner introduces the first part and asks candidate A to begin.

We want to get to know each other a bit. Can you please talk about yourself? You can use this list to help you.

After the first candidate has finished with the brief introduction, the examiner asks one or two extra questions which should, if possible, relate to what the candidate has already said.

The examiner proceeds in the same way with candidate B.

What about you? Can you please talk about yourself? You can use this list to help you.

Thank you. That was Part 1.

The examiner ends Part 1 and goes on to Part 2.

Part 2: Exchanging information.

The examiner introduces Part 2 and tells the candidates what to do.

Now let's go on to Part 2. You should talk to each other about some topics. Ask questions and give each other information. Each of you should choose a topic in turn.

The examiner asks candidate B to begin.

Can you please begin?

In each examination there are seven topics to choose from. It is not necessary to use all the topics. The exact number of topics discussed will depend on the language competence of the candidates. The examiner should only interrupt the conversation if there are difficulties, e.g. if one candidate has nothing or very little to say on a chosen topic. If the examination runs smoothly, the examiner should only ask the candidates in turn (generally after about one minute) to choose a new topic.

Now let's go on to another topic.



The examiner ends Part 2 and goes on to Part 3.

Thank you. That was Part 2.

Part 3: Consensus finding

The examiner introduces Part 3 and tells the candidates what to do.

Now let's go on to Part 3.

Example:

You want to spend next Saturday together. What would you like to do? Make suggestions. Give reasons. Decide on two activities. When do you want to do them?

If the candidates reach a consensus very quickly, there are several ways of filling the time available:

- Reasons for the activities (Why?)
- Giving more information (What exactly? When exactly?)
- Rejecting activities (Why not?)

If one candidate cannot take an active part in the task, the examiner should take over the role of this candidate in the conversation.

After Part 3 the examiner thanks the candidates and tells them that the examination is over.

That was Part 3. The examination is over. Thank you very much.

Marking

The examiner marks the candidates' performance according to the marking criteria (page 32) using the score sheet M10-A2 (page 29).

Then the examiner transfers the marks for the candidates to the answer sheet S30 using a 2B soft-leaded pencil. To make this easier, the letters used on the two sheets M10-A2 and S30 are identical.

Candidate - Candidat - Candidato - Teilnehmende/r - Кандидат

A

Surname - Nom - Cognome - Apellido - Nachname - Фамилия

First name - Prénom - Nome - Nombre - Vorname - Имя

Part - Partie - Parte - Teil - Часть

1

A B C

Part - Partie - Parte - Teil - Часть

2

A B C D E F

Part - Partie - Parte - Teil - Часть

3

A B C D E F

Candidate - Candidat - Candidato - Teilnehmende/r - Кандидат

B

Surname - Nom - Cognome - Apellido - Nachname - Фамилия

First name - Prénom - Nome - Nombre - Vorname - Имя

Part - Partie - Parte - Teil - Часть

1

A B C

Part - Partie - Parte - Teil - Часть

2

A B C D E F

Part - Partie - Parte - Teil - Часть

3

A B C D E F

Date - Data - Fecha - Datum - Дата

Examiner - Examineur - Esaminatore - Examinador - Prüfende/r - Экзаменатор

M 10 - A2



Marking, Points and Grades

For the *Language Elements*, *Listening Comprehension* and *Reading Comprehension* parts of the examination, check learners' answers with the help of the answer key given on page 33.

Award points as follows:

Language Elements, Part 1	Items 1–10	0.5 points each
Language Elements, Part 2	Items 11–18	1 point each
Listening Comprehension, Part 1	Items 19–23	2 points each
Listening Comprehension, Part 2	Items 24–25	2 points each
Listening Comprehension, Part 3	Items 26–30	2 points each
Reading Comprehension, Part 1	Items 31–34	2 points each
Reading Comprehension, Part 2	Items 35–38	2 points each
Reading Comprehension, Part 3	Items 39–42	2 points each

For the *Writing* part, award points according to the marking criteria on page 31.

For the *Oral Examination*, award points according to the marking criteria on page 32.

Enter the points on the marking scheme on page 24. Add the points for the written and for the oral part of the examination separately.

In order to pass the examination, the candidate must obtain at least 60 points.

If this requirement is met, the grade is calculated according to the following table:

90–100 points	Very Good
80–89.5 points	Good
70–79.5 points	Satisfactory
60–69.5 points	Pass

The entire examination can be retaken as many times as the candidate wishes.



Marking Criteria

Writing

The texts written by the candidates are marked at the local examination centre. Spot-checks are carried out by telc.

Marks are given for

- Task Management for each guiding point (1-2-3)
- Communicative Design (K)

	Points	The task
1	3	has been fulfilled completely and the guiding point can be understood.
	1,5	has been partly fulfilled but with errors in language and content.
	0	has not been fulfilled or is incomprehensible.
2	3	has been fulfilled completely and the guiding point can be understood.
	1,5	has been partly fulfilled but with errors in language and content.
	0	has not been fulfilled or is incomprehensible.
3	3	has been fulfilled completely and the guiding point can be understood.
	1,5	has been partly fulfilled but with errors in language and content.
	0	has not been fulfilled or is incomprehensible.
	Points	The communicative design of the text
K	3	is appropriate to the type of text.
	1,5	is only partly appropriate (e.g. salutation missing).
	0	is inappropriate to the type of text.

A maximum of 12 points can be awarded. The examiner enters the four marks he/she has given on the sheet S60 and then transfers the marks to the answer sheet S30 using a 2B soft-leaded pencil. Four marks should be entered in "Marking 1-2-3-K".

Please do not use the space "telc Marking." This is only used for spot-checks.



Oral Examination

The candidates are marked individually. The examiner first assesses their performance on the basis of the way the candidate handles the task, as follows:

Does the candidate make a contribution to the completion of the task?

Yes	A	The task is completed more or less adequately. The candidate shows initiative and makes a positive contribution to the completion of the task, e.g. by asking questions, or making suggestions, and does more than simply respond to the other candidate's utterances. The candidate shows an awareness of the typical phases of the scenario.
Partly	B	The task is completed more or less adequately, but the candidate does not very often show initiative, e.g. by occasionally asking questions, and responds simply to the other candidate's utterances. The candidate shows little awareness of the typical phases of the scenario.
No	C	The candidate makes hardly any contribution to the completion of the task. This is achieved almost exclusively by the other candidate.

The candidate is then assessed on the basis of the quality of the language used.

Is the quality of language adequate?

Yes	The language is generally free of errors. There are no problems understanding the candidate.
More or less	The language contains a number of errors, but there are very few problems understanding the candidate although an occasional checking question may be necessary.
Faulty	The candidate's performance contains a lot of errors so that communication is very limited.
Incomprehensible	The candidate's performance contains so many errors that communication is (almost) impossible.

Part 1

Does the candidate make a contribution to the completion of the task?

Yes	A	3
Partly	B	2
No	C	0

Part 2 and 3

Does the candidate make a contribution to the completion of the task?

Is the quality of language adequate?

Yes	A	Yes	12
	B	More or less	9
	D	Faulty	4
	F	Incomprehensible	0
Partly	B	Yes	9
	C	More or less	6
	E	Faulty	2
	F	Incomprehensible	0
No			0



Answer key



Language Elements

Part 1

Item 1	b
Item 2	b
Item 3	a
Item 4	c
Item 5	a
Item 6	b
Item 7	a
Item 8	b
Item 9	a
Item 10	c

Part 2

Item 11	f
Item 12	a
Item 13	c
Item 14	b
Item 15	a
Item 16	e
Item 17	f
Item 18	c



Listening Comprehension

Part 1

Item 19	+
Item 20	+
Item 21	-
Item 22	-
Item 23	-

Part 2

Item 24	-
Item 25	+

Part 3

Item 26	+
Item 27	+
Item 28	-
Item 29	-
Item 30	+



Reading Comprehension

Part 1

Item 31	h
Item 32	e
Item 33	f
Item 34	a

Part 2

Item 35	+
Item 36	+
Item 37	+
Item 38	-

Part 3

Item 39	c
Item 40	b
Item 41	f
Item 42	e

Transcripts of Listening Comprehension Texts

Part 1

19. I was born and grew up in the country but have lived in the centre of Birmingham for the last ten years and really love it. There is so much more to do here than in the country that I don't miss country life at all.
20. I have to drive 25 miles every day to work and then the same distance back in the evening but even so, I prefer living out in the country to the town. I could imagine living in a small or medium-size town but I think real country life is the best thing for me and my family.
21. When we are older, we will probably move nearer the town centre so that we don't have to use the car so much, but at the moment, village life is just right for us. We are still quite young and fit and mobile so driving isn't a problem. I think living in a village is a bit difficult for older people.
22. We've got a big house with a garden which we couldn't afford in the town centre. We had to move out of town to buy a house we could afford but don't regret it at all. I love gardening and the air is much better out here.
23. I don't really mind where I live as long as I have shops nearby and can get everywhere easily. It depends where your work and friends are, doesn't it? Mine are all here in the town, but it's not a very big town so the country is not far away.

Part 2

24. Hello, this is James from Intertravel speaking. We have booked your flight with British Airways to Manchester for Friday, the 6th. Unfortunately we couldn't get a seat on the 11 o'clock flight so have booked the flight at 12.30. We can hold the reservation for 24 hours so please could you confirm with us within that time? Thank you. Bye.
25. And now for some news about British television: More than 50 Members of Parliament have asked the largest television companies in the United Kingdom to make sure that more British-made films are shown on their channels. A new report has found that over 60 % of the films shown on TV in this country have actually been produced abroad and that the majority of British films shown were more than five years old.

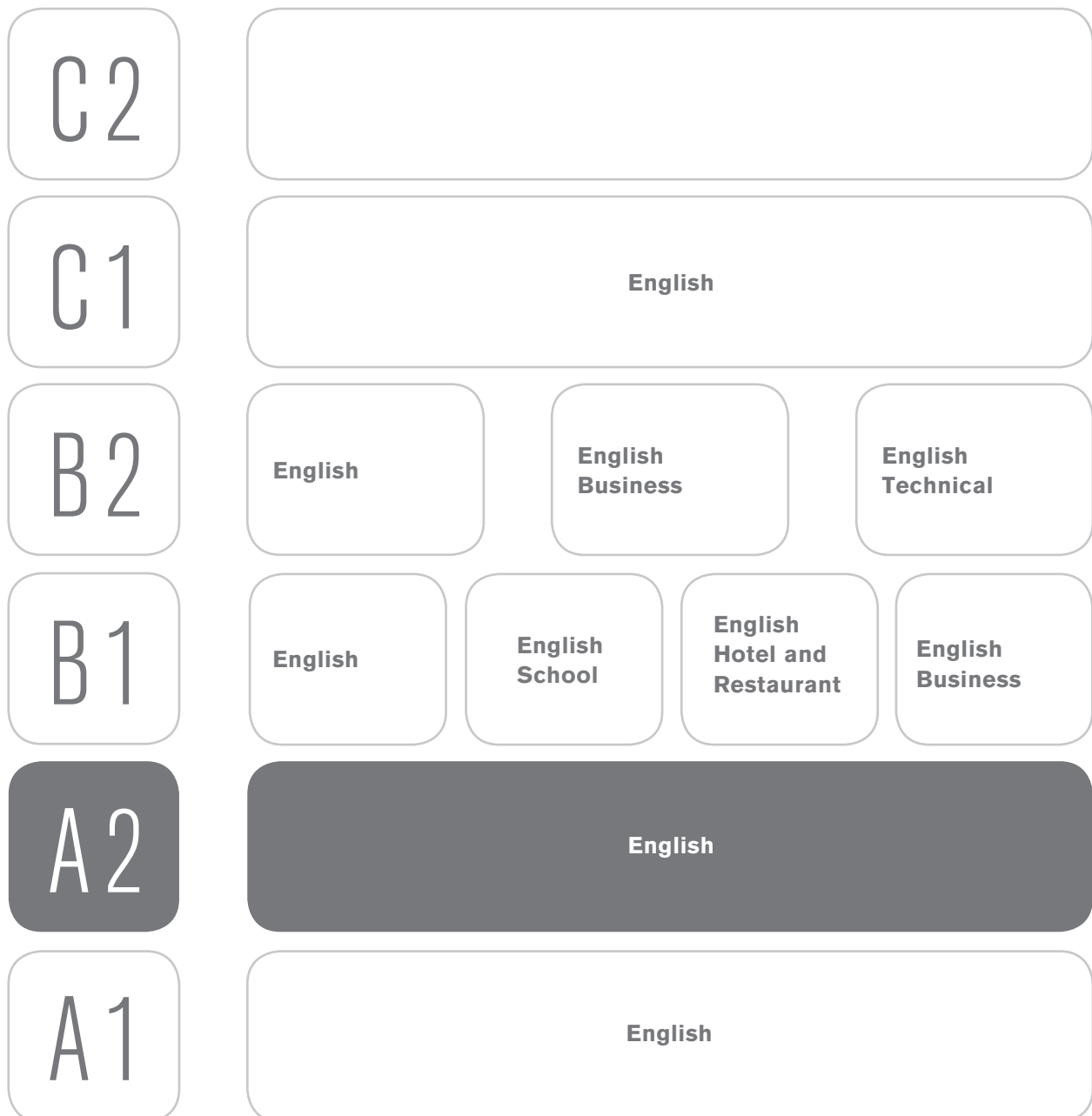
Part 3

26. Ladies and gentlemen, the restaurant will close soon. If you wish to have something to eat would you please come to the restaurant now. We will also bring tea, coffee and other drinks to passengers in the train. So if you only want something to drink, just wait. We'll be around in about twenty minutes. Thank you.
27. You can hear the World News from London in a quarter of an hour's time at 23 hours and after the World News you can hear Political Commentary. If you're interested in sports, Sports Call is our next programme with Ralph Deller who will tell us about today's sports. If you can still be with us in half an hour's time at 23.15 you can hear this week's Letter from America by Alistair Cooke. And now the time is ...
28. Ladies and Gentlemen! This shop will close in five minutes. We shall be closed for the August Bank Holiday on Monday but we shall be open again on Tuesday at 9 a.m. Thank you for shopping with us.
29. Well, let me see, I haven't got many more seats now. There are no seats at the back, I'm afraid, but there are still some at the front and in the middle, but only on the left. The ones in the middle are more expensive, they cost £ 3 and the ones at the front are £ 2.50.
30. I'm terribly sorry, but there must have been a mistake, I can't find a booking in your name. I'm afraid we haven't got any double rooms with bath left. I could offer you a double without a bath or two singles with shower or bath.



Our system of vocational and general language

CERTIFICATES IN ENGLISH



Mock Examination 1

ENGLISH

The characteristic features of telc examinations are examination papers based on clearly formulated language tasks and standardised and objective marking criteria. These features apply to all English examinations covered by the telc programme. The mock examination presented here enables teachers and learners to simulate the precise conditions under which the A2 English examinations take place, both from the perspective of organising the test as well as from the point of view of the test materials. In this way, it is possible to fully prepare candidates for the examination. The mock examination can also be used for practice purposes and for general information.